

# ภาคผนวกที่ 4

## เอกสารสอบเทียบความถูกต้องของเครื่องมือตรวจวัดคุณภาพสิ่งแวดล้อม

- |            |                               |
|------------|-------------------------------|
| ลำดับที่ 1 | คุณภาพอากาศในบรรยากาศ         |
| ลำดับที่ 2 | คุณภาพอากาศจากแหล่งกำเนิด     |
| ลำดับที่ 3 | ระดับเสียง                    |
| ลำดับที่ 4 | คุณภาพน้ำ                     |
| ลำดับที่ 5 | คุณภาพอากาศในการทำงาน         |
| ลำดับที่ 6 | ระดับเสียงในการทำงาน          |
| ลำดับที่ 7 | ปริมาณเสียงสะสมแบบติดตัวบุคคล |
| ลำดับที่ 8 | ระดับความร้อนในการทำงาน       |

**ตารางสรุปรายการเอกสารการสอบเทียบความถูกต้องของเครื่องมือเก็บตัวอย่าง  
และเครื่องมือตรวจวิเคราะห์คุณภาพสิ่งแวดล้อม (ระยะดำเนินการ)**

รายการตรวจวัด	เครื่องมือเก็บตัวอย่าง	เครื่องมือตรวจวิเคราะห์
	ชื่อเครื่องมือ	ชื่อเครื่องมือ
<b>1. คุณภาพอากาศในบรรยากาศ</b> Total Suspended Particulate (TSP)	High Volume Air Sampler Blow No. R06, R09	Digital Balance
Particulate Matter less than 10 microns (PM-10)	High Volume PM-10 Air Sampler Blow No. R05, R08	Digital Balance
Nitrogen Dioxide (NO <sub>x</sub> )	NO/NO <sub>2</sub> /NO <sub>x</sub> Analyzer No. R02, R04	NO/NO <sub>2</sub> /NO <sub>x</sub> Analyzer No. R02, R04
<b>2. คุณภาพอากาศจากแหล่งกำเนิด</b> Total Suspended Particulate (TSP)	Console No. B05 Pitot Tube No. B45	Digital Balance
Oxides of Nitrogen (NO <sub>x</sub> )	Vacuum Gauge	Spectrophotometer
Carbon Monoxide (CO)	Personal Pump SKC No. B77 Rotameter No. H-R01	CO Analyzer No. R01
<b>3. ระดับเสียงในบรรยากาศ</b> L <sub>eq</sub> 24 hr, L <sub>90</sub> , L <sub>max</sub> และ L <sub>dn</sub>	Acoustic Calibrator Sound Level Meter No. ACO- B02, R30, R33, R34, R35	-
<b>4. คุณภาพน้ำ</b> pH	-	pH Meter
Total Suspended Solids (TSS)	-	Digital Balance
COD	-	COD Reactor
Grease & Oil	-	Digital Balance
<b>5. คุณภาพอากาศในสถานที่ทำงาน</b> Total Dust	Personal Pump SKC No. R19, R35 Rotameter No. H-R02	Digital Balance
Respirable Dust	Personal Pump SKC No. R17 Rotameter No. H-R02	Digital Balance
Aluminum	Personal Pump SKC No. R35, R37 Rotameter No. H-R02	ICP
Hydrogen Fluoride	Personal Pump SKC No. R37 Rotameter No. H-R02	Ion Chromatography
Oil Mist	Personal Pump SKC No. B55 Rotameter No. H-R02	Ion Chromatography

ตารางสรุปรายการเอกสารการสอบเทียบความถูกต้องของเครื่องมือเก็บตัวอย่าง  
และเครื่องมือตรวจวิเคราะห์คุณภาพสิ่งแวดล้อม (ระยะดำเนินการ) (ต่อ)

รายการตรวจวัด	เครื่องมือเก็บตัวอย่าง	เครื่องมือตรวจวิเคราะห์
	ชื่อเครื่องมือ	ชื่อเครื่องมือ
<b>6. ระดับเสียงในการทำงาน</b>  Leq 1 hr และ Leq 8 hr	Acoustic Calibrator Sound Level Meter ACO No. R25, R28, R29	-
<b>7. ปริมาณเสียงสะสมแบบติดตัวบุคคล</b>  Noise Dose	Acoustic Calibrator Sound Level Meter SLM No. NMD-B01, R13, R25	-
<b>8. ระดับความร้อนในการทำงาน</b>  WBGT	Heat Stress WBGT Meter No. R04, R06, R08	-

คุณภาพอากาศในบรรยากาศ

---



บริษัท เอส.พี.เอส. คอนซัลติ้ง เซอร์วิส จำกัด  
S.P.S. CONSULTING SERVICE CO., LTD.

7 ซอยพหลโยธิน 24 ถนนพหลโยธิน แขวงจตุจักร เขตจตุจักร กรุงเทพฯ 10900  
7 Soi Phaholyothin 24, Phaholyothin Rd., Jompet, Chatuchak, Bangkok 10900  
Tel : (662) 939-4370-72, Fax : (662) 513-4321, E-mail : sale@spscon.com, www.spscon.com

High Volume Air Sampler Calibration Report

Calibration Method : Multipoint Orifice Flow Transfer Standard      Model : TE 5025A      S/N : 3611

Calibration Data

High Volume Air Sampler Data		Calibration Data		
Recorder No.	Blower No.	Date	Actual Flowrate (ft <sup>3</sup> /min)	R <sup>2</sup>
B35	B35	04/11/2024	y = 1.159x-2.093	0.999
B36	B36	04/11/2024	y = 1.167x-3.333	0.996
B37	B37	06/11/2024	y = 1.152x-2.051	0.997
B38	B38	04/11/2024	y = 1.144x-4.581	0.998
B39	B39	05/11/2024	y = 1.160x-3.397	0.997
B40	B40	01/11/2024	y = 1.168x-3.661	0.996
B41	B41	04/11/2024	y = 1.150x-2.581	0.999
B42	B42	04/11/2024	y = 1.177x-4.883	0.997
B43	B43	01/11/2024	y = 1.165x-3.033	0.998
B44	B44	05/11/2024	y = 1.173x-1.743	0.999
R01	R01	04/11/2024	y = 1.134x-3.385	0.998
R02	R02	04/11/2024	y = 1.173x-4.742	0.998
R03	R03	04/11/2024	y = 1.166x-4.405	0.998
R04	R04	01/11/2024	y = 1.133x-2.807	0.998
R05	R05	01/11/2024	y = 1.148x-2.112	0.997
R06	R06	01/11/2024	y = 1.196x-4.533	0.998
R07	R07	01/11/2024	y = 1.082x+0.340	0.999
R08	R08	01/11/2024	y = 1.112x-1.862	0.997
R09	R09	04/11/2024	y = 1.166x-3.534	0.997
R10	R10	04/11/2024	y = 1.191x-4.707	0.998
R11	R11	05/11/2024	y = 1.170x-4.815	0.997
R12	R12	05/11/2024	y = 1.138x-3.913	0.998
R13	R13	05/11/2024	y = 1.105x-2.238	0.998
R14	R14	06/11/2024	y = 1.183x-3.021	0.999
R15	R15	06/11/2024	y = 1.190x-5.879	0.999
R16	R16	06/11/2024	y = 1.137x-3.608	0.999
R17	R17	01/11/2024	y = 1.140x-2.475	0.998
R18	R18	01/11/2024	y = 1.142x-2.703	0.998
R19	R19	01/11/2024	y = 1.134x-4.199	0.999
R20	R20	04/11/2024	y = 1.147x-3.807	0.998



บริษัท เอส.พี.เอส. คอนซัลติ้ง เซอร์วิส จำกัด  
S.P.S. CONSULTING SERVICE CO., LTD.

7 ซอยพหลโยธิน 24 ถนนพหลโยธิน แขวงจตุจักร เขตจตุจักร กรุงเทพฯ 10900  
7 Soi Phaholyothin 24, Phaholyothin Rd., Jompet, Chatuchak, Bangkok 10900  
Tel : (662) 939-4370-72, Fax : (662) 513-4321, E-mail : sale@spscon.com, www.spscon.com

High Volume PM-10 Air Sampler Calibration Report

Calibration Method : Multipoint Orifice Flow Transfer Standard      Model : TE 5025A      S/N : 3611

Calibration Data

High Volume PM-10 Data		Calibration Data		
Recorder No.	Blower No.	Date	Actual Flowrate (ft <sup>3</sup> /min)	R <sup>2</sup>
R01	R01	01/11/2024	y = 1.175x-5.215	0.998
R02	R02	01/11/2024	y = 1.157x-3.322	0.996
R03	R03	06/11/2024	y = 1.147x-4.899	0.998
R04	R04	06/11/2024	y = 1.158x-5.443	0.997
R05	R05	01/11/2024	y = 1.128x-3.926	0.997
R06	R06	01/11/2024	y = 1.135x-2.508	0.996
R07	R07	06/11/2024	y = 1.156x-2.437	0.996
R08	R08	06/11/2024	y = 1.163x-5.100	0.998
R09	R09	01/11/2024	y = 1.142x-4.291	0.996
R10	R10	01/11/2024	y = 1.184x-4.270	0.999
R11	R11	01/11/2024	y = 1.140x-1.292	0.997
R12	R12	01/11/2024	y = 1.182x-4.934	0.998
R13	R13	05/11/2024	y = 1.130x-1.455	0.997
R14	R14	04/11/2024	y = 1.177x-4.675	0.996
R15	R15	04/11/2024	y = 1.144x-4.059	0.998
R16	R16	01/11/2024	y = 1.163x-2.835	0.997
R17	R17	04/11/2024	y = 1.178x-3.580	0.996
R18	R18	04/11/2024	y = 1.136x-3.484	0.997
R19	R19	06/11/2024	y = 1.166x-4.037	0.996
R20	R20	06/11/2024	y = 1.152x-4.500	0.997



บริษัท เอส.พี.เอส. คอนซัลติ้ง เซอร์วิส จำกัด  
S.P.S. CONSULTING SERVICE CO., LTD.  
7 ซอยพหลโยธิน 24 ถนนพหลโยธิน แขวงจอมพล เขตจตุจักร กรุงเทพฯ 10900  
7 Soi Phaholyothin 24, Phaholyothin Rd., Jompol, Chatuchak, Bangkok 10900  
Tel : (662) 939-4370-72, Fax : (662) 513-4221, E-mail : sale@spicon.com, www.spicon.com

CALIBRATION REPORT					
CHEMILUMINESCENT NO / NO <sub>2</sub> / NO <sub>x</sub> ANALYZER					
DATE :	08 December 2024	BRAND :	API	MODEL :	200E
NO.	NOX-R02	SERIAL NO.	2285		
Calibrator (Dilution System)					
Brand	: API		Model	: 700	
Last Cal. Date	: 05 August 2024		Serial No.	: 911	
Reference Standard Gas					
Standard Gas	: Nitric Oxide (NO)		Cylinder No.	: A007265V	
Certified Date	: 05 January 2023		Expired Date	: 05 January 2026	
Cylinder Conc.	: 48.8 ppm				
CALIBRATING CONDITION					
Pressure	1011	mmbar	Temp.	24.6	°C
% RH	50				
CALIBRATION SETTING					
Span	Initial Reading (Before Adj.),PPB			Final Reading (After Adj.),PPB	
Set Point	Expected Concentration	Analyzer Response	%Dif	Analyzer Response	Slope
Zero	0	-0.10	-	0	-
NO Span	400	399.6	-0.100	400.0	1.004
NO <sub>x</sub> Span	400	399.9	-0.025	400.0	1.008
API Model 200E NO <sub>x</sub> Analyzer Check List					
Test Values	Observed Value	Units	Nominal Range		
RANGE	500	PPB	500 standard		
STABILITY (Zero Gas)	0.1	PPB	< 2 with zero air		
SAMPLE FLOW	509	cc/min	500 ± 50		
OZONE FLOW	78	cc/min	80 ± 15		
PMT	103.3	mV	-20 - 150		
AZERO	94.1	mV	-20 - 150		
HVPS	669	V	420 - 900 constant		
RCELL TEMP	50.1	°C	50 ± 1		
BOX TEMP	28.9	°C	8 - 48		
PMT TEMP	7.0	°C	7 ± 2		
MOLY TEMP	314.8	°C	315 ± 5		
RCELL PRESS	8.2	IN-Hg-A	2 - 10 constant		
SAMPLE PRESS	28.4	IN-Hg-A	25 - 30 constant		
NO Span Conc	400	PPB	20 - 20,000		
NO <sub>2</sub> Span Conc	400	PPB	20 - 20,000		
NO Slope	1.004	-	1.0 ± 0.3		
NO <sub>x</sub> Slope	1.008	-	1.0 ± 0.3		
NO Offset	0.9	mV	-20 to +150		
NO <sub>x</sub> Offset	0.5	mV	-20 to 150		
Stability at Zero	0.1	PPB	< 0.2		
Stability at Span	0.2	PPB	< 2 ppb @ 400 ppb span gas		

Calibrated by

Approved by



บริษัท เอส.พี.เอส. คอนซัลติ้ง เซอร์วิส จำกัด  
S.P.S. CONSULTING SERVICE CO., LTD.  
7 ซอยพหลโยธิน 24 ถนนพหลโยธิน แขวงจอมพล เขตจตุจักร กรุงเทพฯ 10900  
7 Soi Phaholyothin 24, Phaholyothin Rd., Jompol, Chatuchak, Bangkok 10900  
Tel : (662) 939-4370-72, Fax : (662) 513-4221, E-mail : sale@spicon.com, www.spicon.com

CALIBRATION REPORT					
CHEMILUMINESCENT NO / NO <sub>2</sub> / NO <sub>x</sub> ANALYZER					
DATE :	08 December 2024	BRAND :	API	MODEL :	200E
NO.	NOX-R04	SERIAL NO.	4411		
Calibrator (Dilution System)					
Brand	: API		Model	: 700	
Last Cal. Date	: 05 August 2024		Serial No.	: 911	
Reference Standard Gas					
Standard Gas	: Nitric Oxide (NO)		Cylinder No.	: A007265V	
Certified Date	: 05 January 2023		Expired Date	: 05 January 2026	
Cylinder Conc.	: 48.8 ppm				
CALIBRATING CONDITION					
Pressure	1011	mmbar	Temp.	24.6	°C
% RH	50				
CALIBRATION SETTING					
Span	Initial Reading (Before Adj.),PPB			Final Reading (After Adj.),PPB	
Set Point	Expected Concentration	Analyzer Response	%Dif	Analyzer Response	Slope
Zero	0	0.10	-	0	-
NO Span	400	399.7	-0.075	400.0	1.006
NO <sub>x</sub> Span	400	400.1	0.025	400.0	1.009
API Model 200E NO <sub>x</sub> Analyzer Check List					
Test Values	Observed Value	Units	Nominal Range		
RANGE	500	PPB	500 standard		
STABILITY (Zero Gas)	0.1	PPB	< 2 with zero air		
SAMPLE FLOW	511	cc/min	500 ± 50		
OZONE FLOW	79	cc/min	80 ± 15		
PMT	103.1	mV	-20 - 150		
AZERO	93.9	mV	-20 - 150		
HVPS	674	V	420 - 900 constant		
RCELL TEMP	50.2	°C	50 ± 1		
BOX TEMP	29.4	°C	8 - 48		
PMT TEMP	7.1	°C	7 ± 2		
MOLY TEMP	315.4	°C	315 ± 5		
RCELL PRESS	8.3	IN-Hg-A	2 - 10 constant		
SAMPLE PRESS	28.5	IN-Hg-A	25 - 30 constant		
NO Span Conc	400	PPB	20 - 20,000		
NO <sub>x</sub> Span Conc	400	PPB	20 - 20,000		
NO Slope	1.006	-	1.0 ± 0.3		
NO <sub>x</sub> Slope	1.009	-	1.0 ± 0.3		
NO Offset	1.1	mV	-20 to +150		
NO <sub>x</sub> Offset	0.7	mV	-20 to 150		
Stability at Zero	0.1	PPB	< 0.2		
Stability at Span	0.2	PPB	< 2 ppb @ 400 ppb span gas		

Calibrated by

Approved by





CERTIFICATE No : 24M2227  
REFERENCE No : 72448-1

PAGE : 1 OF 2

## Certificate of Calibration

EQUIPMENT : DIGITAL BALANCE  
MANUFACTURER : METTLER TOLEDO  
MODEL : XS105DU  
SERIAL No : 1126422905  
ID No : BA05/50  
CONDITION AS RECEIVED : USED ITEM  
SUBMITTED BY : S.P.S. CONSULTING SERVICE CO., LTD.  
7 SOI PHAHOLYOTHIN 24, PHAHOLYOTHIN RD.,  
JOMPOL, CHATUCHAK, BANGKOK 10900

CALIBRATED BY : ATSAWIN Y.  
CALIBRATION DATE : 08-Mar-24

APPROVED BY :   
ISSUED DATE : 14-Mar-24  
RECEIVED DATE : 08-Mar-24

THIS CERTIFICATE MAY NOT BE REPRODUCED OTHER THAN IN FULL EXCEPT WITH THE PRIOR WRITTEN APPROVAL OF  
QUALITY CALIBRATION CO., LTD.



CERTIFICATE No : 24M2227

PAGE : 2 OF 2

## Calibration Report

EQUIPMENT : DIGITAL BALANCE MODEL : XS105DU  
MANUFACTURER : METTLER TOLEDO S/N : 1126422905  
ID No : BA05/50 RECEIVED DATE : 08-Mar-24  
AIR PRESSURE : 1010mbar  $\pm$  1mbar CALIBRATION DATE : 08-Mar-24  
AMBIENT TEMPERATURE : 25° C  $\pm$  1° C RELATIVE HUMIDITY : 53 %RH  $\pm$  10 % RH

### CONDITION OF THIS RESULTS OF CALIBRATION

1. THIS INSTRUMENT WAS CALIBRATED BY ACCORDING TO UKAS LAB 14 EDITION 6:2019 BY USING KNOWN WEIGHT STANDARD WEIGHT. THE BALANCE WAS NOT ADJUSTED BEFORE CALIBRATION. THE BALANCE HAS NO ZERO TRACKING FUNCTION. REPEATABILITY WAS MEASURED BY USING 10 REPEATED MEASUREMENTS. LINEARITY WAS MEASURED COVERING 10 POINTS, EVENLY SPREAD OVER THE RANGE. THE INSTRUMENT WAS SET ZERO BEFORE PERFORMING THE LINEARITY TEST. OFF-CENTER LOADING WAS MEASURED BY USING STANDARD WEIGHTS PLACED ON THE PAN AND MOVED TO VARIOUS POSITIONS ON THE PAN.

2. REFERENCE STANDARD INSTRUMENTS :-

INSTRUMENT	MODEL	SERIAL No	CERTIFICATE No	DUE DATE
1) STANDARD WEIGHT SET	E2	QK-I-151	M2302013S	02-Feb-25
2) STANDARD WEIGHT	E2	15843	M2302014S	02-Feb-25

3. THE CERTIFICATE IS VALID FOR THE ITEM CALIBRATED AS SHOWN ON THE DATE AND PLACE OF CALIBRATION ONLY.

4. THIS RESULT EXCLUDE LONG TERM STABILITY OF THE UNIT UNDER CALIBRATION.

5. THIS CERTIFICATE IS TRACEABLE TO THE INTERNATIONAL SYSTEM OF UNIT MAINTAINED AT:-

- NATIONAL INSTITUTE OF METROLOGY (THAILAND) THROUGH CENTRAL BUREAU OF WEIGHTS&MEASURES

**RESULT OF CALIBRATION** :- WITHOUT ADJUSTMENT

1. ZERO SETTING FUNCTION : NORMAL

2. TARE FUNCTION : NORMAL

3. REPEATABILITY OF READING AT 200 g WAS 0.000055 g

4. DEPARTURE FROM NOMINAL VALUE/ LINEARITY

NOMINAL VALUE (g)	BALANCE READING (g)	CORRECTION (g)	UNCERTAINTY ( $\pm$ g)
0.00	0.00000	0.00000	0.000065
0.02	0.02001	-0.00001	0.000065
0.10	0.10002	-0.00002	0.000066
0.20	0.20001	-0.00001	0.000066
0.50	0.50001	-0.00001	0.000065
1.00	1.00003	-0.00003	0.000066
2.00	2.00001	-0.00001	0.000067
5.00	5.00001	-0.00001	0.000068
10.00	9.99994	0.00006	0.000070
20.00	20.00008	-0.00008	0.000078
50.00	50.00000	0.00000	0.00013
100.00	100.0001	-0.0001	0.00019
120.00	120.0001	-0.0001	0.00022

5. OFF CENTER LOADING ERROR



POINT	READING (g)
1	50.0000
2	50.0000
3	50.0000
4	50.0000
5	50.0000
OFF-CENTER LOADING	0.0000

NOTE: THIS CALIBRATION WAS CARRIED OUT AT THE CUSTOMER'S PLACE AT LABORATORY AREA  
THE REPORTED UNCERTAINTY OF MEASUREMENT WAS BASED ON A STANDARD UNCERTAINTY MULTIPLIED BY A  
COVERAGE FACTOR  $k=2$ , PROVIDING A LEVEL OF CONFIDENCE APPROXIMATELY 95%.

END OF CALIBRATION REPORT

คุณภาพอากาศจากแหล่งกำเนิด

---





บริษัท เอส.พี.เอส. คอนซัลติ้ง เซอร์วิส จำกัด  
S.P.S. CONSULTING SERVICE CO., LTD.  
7 ซอยพหลโยธิน 24 ถนนพหลโยธิน แขวงจอมพล เขตจตุจักร กรุงเทพฯ 10900  
7 Soi Phaholyothin 24, Phaholyothin Rd., Jompol, Chatuchak, Bangkok 10900  
Tel : (662) 939-4370-72, Fax : (662) 513-4221, E-mail : sale@spscon.com, www.spscon.com

### Console Calibration Report

Calibration Method

Critical Orifices

#### Calibration Data

##### Console Data

##### Calibration Data

No.	Serial No.	Date	y	$\Delta H_0$ (mmH <sub>2</sub> O)
B01	1563	03/12/2024	0.999	49.77
B02	8002514	02/12/2024	0.997	49.92
B03	1503016	04/12/2024	0.996	49.68
B04	00006659	02/12/2024	0.998	49.59
B05	00007428	04/12/2024	0.996	49.73
R01	1561	05/12/2024	0.999	49.88
R02	8002513	03/12/2024	0.996	49.65
R03	1570	02/12/2024	1.002	50.04
R04	8002519	03/12/2024	0.997	49.45
R05	1503015	04/12/2024	1.003	49.98

Remark : Accept Value of y (test) is  $0.97 < y < 1.03$

Accept Value of  $\Delta H_0$  (test) is  $46.7 \pm 6.4$  (mmH<sub>2</sub>O)

Approved



บริษัท เอส.พี.เอส. คอนซัลติ้ง เซอร์วิส จำกัด  
S.P.S. CONSULTING SERVICE CO., LTD.  
7 ซอยพหลโยธิน 24 ถนนพหลโยธิน แขวงจอมพล เขตจตุจักร กรุงเทพฯ 10900  
7 Soi Phaholyothin 24, Phaholyothin Rd., Jompol, Chatuchak, Bangkok 10900  
Tel : (662) 939-4370-72, Fax : (662) 513-4221, E-mail : sale@spscon.com, www.spscon.com

### Pitot Tube Calibration Report

Calibration Method

Standard Pitot Tube

#### Calibration Data

##### Pitot Tube Data

##### Calibration Data

No.	Type of Pitot	Coefficient of Standard Pitot	Date	Avg. of Cp (test)	
				Side A	Side B
B36	S	0.99	04/11/2024	0.84	0.84
B37	S	0.99	04/11/2024	0.84	0.84
B38	S	0.99	04/11/2024	0.85	0.84
B39	S	0.99	05/11/2024	0.84	0.84
B40	S	0.99	05/11/2024	0.84	0.83
B41	S	0.99	01/11/2024	0.85	0.84
B44	S	0.99	01/11/2024	0.84	0.84
B45	S	0.99	04/11/2024	0.84	0.84
B46	S	0.99	05/11/2024	0.85	0.84
B47	S	0.99	05/11/2024	0.84	0.84
B48	S	0.99	05/11/2024	0.84	0.83
B49	S	0.99	05/11/2024	0.84	0.84
B54	S	0.99	05/11/2024	0.85	0.84
B56	S	0.99	05/11/2024	0.84	0.83
B57	S	0.99	01/11/2024	0.84	0.85
B58	S	0.99	01/11/2024	0.83	0.84

Remark : Accept value of Cp (test) is  $0.84 \pm 0.01$

Calibrated by

Approved



# CALIBRATION LABORATORY Co.,LTD.

2/10-11,14,55 Soi Prasert Manukit 29 Yaek 4, Prasert Manukit Rd., Ladphrao, Bangkok 10230  
Tel. 02-578-0353-4 Fax: 02-578-2672 www.cal-laboratory.com E-mail:sale@cal-laboratory.com



## CERTIFICATE OF CALIBRATION

### FOR

NOMENCLATURE : VACUUM GAUGE  
MANUFACTURER : HI-LIGHT  
MODEL / TYPE : N/A  
SERIAL NO. : N/A[64-220088-1]  
CLID. NO. : 212301419  
JOB CONTROL NO. : 240720076545  
CALIBRATION SERVICE : ☒ IN-LABORATORY ☐ ON-SITE

CUSTOMER : S.P.S. CONSULTING SERVICE CO.,LTD.  
7 SOI PHAHOLYOTHIN 24 ROAD., JOMPOL,  
CHATUCHAK, BANGKOK 10900

DATE OF RECEIVED : 20 July 2024

DATE OF ISSUED : 23 July 2024

The report of calibration shall not be reproduced except in full without approval of the Calibration Laboratory Co., Ltd.

Calibrated By : Sittipong Pimdee  
Calibration Engineer

Approved By : Mongkol Yotsoontorn  
Authorized Signatory  
23 July 2024



This Calibration Certificate documents the traceability to national standards, which realize the units of measurement according to the International System of Units (SI)

Certificate No. Q24076545

F3-011-05/12-23

page 1 of 3



@clccalibration



# CALIBRATION LABORATORY Co.,LTD.

2/10-11,14,55 Soi Prasert Manukit 29 Yaek 4, Prasert Manukit Rd., Ladphrao, Bangkok 10230  
Tel. 02-578-0353-4 Fax: 02-578-2672 www.cal-laboratory.com E-mail:sale@cal-laboratory.com



## REPORT OF CALIBRATION

### FOR

NOMENCLATURE : VACUUM GAUGE  
MANUFACTURER : HI-LIGHT  
MODEL / TYPE : N/A  
SERIAL NO. : N/A[64-220088-1]  
DATE OF CALIBRATION : 22 July 2024  
DUE DATE OF CALIBRATION : 22 July 2025

#### ENVIRONMENT CONDITIONS :

Temperature :  $(23 \pm 2) ^\circ\text{C}$

Relative Humidity :  $(55 \pm 10) \% \text{RH}$

#### PROCEDURE USED :

This instrument was calibrated under procedure No. CLC-CPPP-05 according to DKD-R 6-1 as calibration guidelines.

The calibration was performed by direct measurement with Document Process Calibrator and Pressure Module which maintained by the Calibration Laboratory Co., Ltd.

#### REFERENCE STANDARD USED :

Document Process Calibrator, Fluke Model 741B S/N. 8295020 with Pressure Module Model 700PD5 S/N. 89404505.

#### TRACEABILITY :

The measurements are traceable to International System of Units (SI), through National Institute of Metrology (Thailand).  
Certificate No. MP-0040-24, Due Date 08 February 2025.

#### UNCERTAINTY :

The reported uncertainty is based on a standard uncertainty multiplied by coverage factor of  $k=2$ . It has been evaluated according to the "Calibration of Pressure Gauges (DKD-R 6-1)" which provides a level of confidence approximately 95%.

Certificate No. Q24076545

F3-011-05/12-23

page 2 of 3



@clccalibration



# CALIBRATION LABORATORY Co., LTD.

2/10-11,14,55 Sol Prasert Manukit 29 Yaek 4, Prasert Manukit Rd., Ladphrao, Bangkok 10230  
Tel. 02-578-0353-4 Fax: 02-578-2672 www.cal-laboratory.com E-mail:sale@cal-laboratory.com



## CONDITION OF CALIBRATION ITEM : RECEIVED IN GOOD OPERATIONAL CONDITION

### MEASUREMENT RESULTS : ( X ) without adjustment ( ) adjustment

The DUC was exercised by applying a known pressure from its zero to full scale 1 times. Then 2 series of known gauge pressure were applied. The STD reading were recorded and the means value were reported in the table below.

### CALIBRATION DATA

#### CORRECTION OF PRESSURE

DUC Test point ( inHg )	STD Reading ( kPa )		Conversion to inHg		Correction ( inHg )	
	Up	Down	Up	Down	Up	Down
0	0.00	0.00	0.0	0.0	0.0	0.0
-5	-15.58	-15.58	-4.6	-4.6	+0.4	+0.4
-10	-32.51	-32.84	-9.6	-9.7	+0.4	+0.3
-15	-49.44	-49.77	-14.6	-14.7	+0.4	+0.3
-20	-66.70	-66.70	-19.7	-19.7	+0.3	+0.3
-25	-83.63	-83.97	-24.7	-24.8	+0.3	+0.2
-30	-100.90	-100.90	-29.8	-29.8	+0.2	+0.2

Uncertainty of measurement  $\pm 0.2$  inHg

Transmitting fluid : Air.

Technical Note. Conversion factor 1 kPa ; 0.2953003 inHg

Note. The Scope of Accredited ANAB Certificate No. ACDM-2814 Version 012 Page 43 of 67

This report is valid for the above stated instrument/s only.

### End of Certificate ###

Certificate No. Q24076545

F3-011-05/12-23

page 3 of 3



บริษัท เอส.พี.เอส. คอนซัลติ้ง เซอร์วิส จำกัด  
S.P.S. CONSULTING SERVICE CO., LTD.  
7 ซอยพหลโยธิน 24 ถนนพหลโยธิน แขวงจตุจักร กรุงเทพฯ 10900  
7 Soi Phaholyothin 24, Phaholyothin Rd., Jompet, Chulachin, Bangkok 10900  
Tel : (662) 939-4370-72 Fax : (662) 513-4222 E-mail : sale@spscor.com www.spscor.com

### Personal Pump Calibration Report

Calibration Method : Dry Cal Primary Flowmeter

Model : Defender 510-H

S/N : 136164

### Environmental Conditions

Temperature : 25  $\pm$  3  $^{\circ}$ C  
Pressure : 1010  $\pm$  15 mmbar

Personal Pump Data				Calibration Data								
No.	Brand	Model	Serial No.	Date	Flow Rate (ml/min)						Value From Calibration Curve	
					Setting			Actual (Q std.)				
					1	2	3	1	2	3	y	R <sup>2</sup>
841	SKC	224-PCXR4	612669	02/10/2024	1,000	1,500	2,000	1,010	1,497	2,001	0.994x + 9.527	1.000
842	SKC	224-PCXR8	626041	04/10/2024	1,000	1,500	2,000	998	1,507	2,005	1.009x - 14.416	0.999
843	SKC	224-PCXR4	034636	03/10/2024	1,000	1,500	2,000	1,005	1,494	2,001	0.995x + 6.369	1.000
844	SKC	224-PCXR8	529341	03/10/2024	1,000	1,500	2,000	1,010	1,494	2,000	0.990x + 14.704	1.000
845	SKC	224-PCXR8	529594	02/10/2024	1,000	1,500	2,000	1,014	1,504	2,010	0.997x + 11.890	1.000
846	SKC	224-PCXR8	566743	04/10/2024	1,000	1,500	2,000	1,006	1,514	2,009	1.002x - 1.391	0.999
847	SKC	224-PCXR8	566747	02/10/2024	1,000	1,500	2,000	1,000	1,513	2,009	1.009x - 11.714	1.000
848	SKC	224-PCXR8	566753	04/10/2024	1,000	1,500	2,000	1,020	1,513	2,012	0.995x + 15.140	0.999
849	SKC	224-PCXR8	566780	04/10/2024	1,000	1,500	2,000	999	1,498	2,000	1.000x + 0.144	1.000
850	SKC	224-PCXR8	500400	04/10/2024	1,000	1,500	2,000	1,000	1,508	2,006	1.004x - 5.541	1.000
851	SKC	224-PCXR8	500363	04/10/2024	1,000	1,500	2,000	996	1,506	2,005	1.007x - 10.582	1.000
852	SKC	224-PCXR8	093186	03/10/2024	1,000	1,500	2,000	998	1,509	2,003	1.006x - 10.386	1.000
853	SKC	224-PCXR8	707670	03/10/2024	1,000	1,500	2,000	1,000	1,493	1,996	0.994x + 6.977	0.999
854	SKC	224-PCXR3	509821	02/10/2024	1,000	1,500	2,000	1,001	1,493	2,008	1.006x - 9.295	1.000
855	SKC	224-PCXR3	510710	04/10/2024	1,000	1,500	2,000	999	1,508	2,004	1.005x - 8.519	1.000
856	SKC	224-PCXR3	511450	03/10/2024	1,000	1,500	2,000	1,003	1,502	2,012	1.008x - 10.418	1.000
857	SKC	224-PCXR3	510798	02/10/2024	1,000	1,500	2,000	997	1,503	2,005	1.009x - 15.639	1.000
858	SKC	224-PCXR3	509852	02/10/2024	1,000	1,500	2,000	1,016	1,517	2,008	0.994x + 13.453	0.999
859	SKC	224-PCXR3	509862	04/10/2024	1,000	1,500	2,000	999	1,511	2,010	1.010x - 14.912	0.999
860	SKC	224-PCXR3	512655	02/10/2024	1,000	1,500	2,000	1,009	1,514	1,996	0.992x + 12.737	0.999
861	SKC	224-PCXR3	503915	04/10/2024	1,000	1,500	2,000	1,005	1,503	2,006	1.011x - 15.735	0.999
862	SKC	224-PCXR3	505975	03/10/2024	1,000	1,500	2,000	1,006	1,513	2,008	1.002x - 0.788	0.999
863	SKC	224-PCXR3	511432	02/10/2024	1,000	1,500	2,000	1,020	1,513	2,013	0.995x + 14.152	0.999
864	SKC	224-PCXR3	508302	04/10/2024	1,000	1,500	2,000	1,000	1,508	2,007	1.004x - 5.189	1.000
865	SKC	224-PCXR3	508310	02/10/2024	1,000	1,500	2,000	997	1,514	2,005	1.006x - 7.652	1.000
866	SKC	224-PCXR3	509861	04/10/2024	1,000	1,500	2,000	996	1,499	2,003	1.009x - 13.421	1.000
867	SKC	224-PCXR3	506295	03/10/2024	1,000	1,500	2,000	998	1,510	2,004	1.010x - 17.466	0.999
868	SKC	224-PCXR3	505872	03/10/2024	1,000	1,500	2,000	998	1,494	1,997	0.996x + 2.043	1.000
869	SKC	224-PCXR3	508375	04/10/2024	1,000	1,500	2,000	996	1,499	2,003	1.004x - 4.961	1.000
870	SKC	224-PCXR3	510623	03/10/2024	1,000	1,500	2,000	1,002	1,504	2,000	1.002x - 1.959	1.000
871	SKC	224-PCXR3	508367	03/10/2024	1,000	1,500	2,000	996	1,503	1,999	1.003x - 5.913	1.000
872	SKC	224-PCXR3	505977	04/10/2024	1,000	1,500	2,000	997	1,499	1,996	0.998x - 0.140	1.000
873	SKC	224-PCXR3	512606	02/10/2024	1,000	1,500	2,000	1,005	1,504	2,007	1.008x - 11.262	1.000
874	SKC	224-PCXR3	505993	03/10/2024	1,000	1,500	2,000	998	1,504	2,002	1.005x - 10.110	1.000
875	SKC	224-PCXR3	509820	02/10/2024	1,000	1,500	2,000	1,004	1,503	2,007	1.009x - 12.679	1.000
876	SKC	224-PCXR3	509811	04/10/2024	1,000	1,500	2,000	1,005	1,493	2,003	0.997x + 5.309	1.000
877	SKC	224-PCXR3	508301	02/10/2024	1,000	1,500	2,000	998	1,495	2,002	1.002x - 3.498	1.000
878	SKC	224-PCXR3	510677	03/10/2024	1,000	1,500	2,000	1,015	1,505	2,010	1.003x - 0.420	0.999
879	SKC	224-PCXR3	510920	04/10/2024	1,000	1,500	2,000	999				

Calibrated by :

Approved by :





บริษัท เอส.พี.เอส. คอนซัลติ้ง เซอร์วิส จำกัด  
S.P.S. CONSULTING SERVICE CO., LTD.  
7 ซอยพหลโยธิน 24 ถนนพหลโยธิน แขวงจอมพล เขตจตุจักร กรุงเทพฯ 10900  
Tel : (662) 939-4370-72, Fax : (662) 513-4221, E-mail : sale@spscs.com, www.spscs.com

Rotameter Calibration Report (For Personal Pump High Flow Adjust)

Calibration Method : Dry Cal Primary Flowmeter

Model : Defender 510-H

S/N : 136164

Calibration Data

Rotameter Data				Calibration Data							
No.	Brand	Model	Date	Flow Rate (ml/min)						Value From Calibration Curve	
				Flow Rate (Reading)			Actual (Q std.)				
				1	2	3	1	2	3	y	R <sup>2</sup>
H-R01	Dwyer	VFB-65	03/10/2024	500	1,000	2,000	500.9	1000.8	1994.3	1.003x + 0.055	1.000
H-R02	Dwyer	VFB-65	01/10/2024	500	1,000	2,000	500.1	998.9	1992.4	1.002x - 3.472	0.999
H-R03	Dwyer	VFB-65	02/10/2024	500	1,000	2,000	501.6	999.3	2001.6	0.994x + 6.383	1.000
H-R04	Dwyer	VFB-65	03/10/2024	500	1,000	2,000	503.3	999.8	1993.2	1.001x - 1.914	0.999
H-R05	Dwyer	VFB-65	01/10/2024	500	1,000	2,000	500.2	1002.6	2000.4	1.002x - 0.160	1.000
H-R06	Dwyer	VFB-65	02/10/2024	500	1,000	2,000	503.1	1002.8	1999.6	0.999x + 5.589	1.000

Calibrated by :

Approved by :



QUALITY CALIBRATION CO.,LTD.  
235 Petchkasem 63/2 Road, Laksong, Bangkae, Bangkok 10160  
Tel (662) 421-5402, (662) 444-0152-3, Fax (662) 809-4584  
www.qcalibration.com



CERTIFICATE No : 24M2227  
REFERENCE No : 72448-1

PAGE : 1 OF 2

Certificate of Calibration

EQUIPMENT : DIGITAL BALANCE  
MANUFACTURER : METTLER TOLEDO  
MODEL : XS105DU  
SERIAL No : 1126422905  
ID No : BA05/50  
CONDITION AS RECEIVED : USED ITEM  
SUBMITTED BY : S.P.S. CONSULTING SERVICE CO., LTD.  
7 SOI PHAHOLYOTHIN 24, PHAHOLYOTHIN RD.,  
JOMPOL, CHATUCHAK, BANGKOK 10900

CALIBRATED BY : ATSAWIN Y.

CALIBRATION DATE : 08-Mar-24

APPROVED BY : PONGSAK J.

ISSUED DATE : 14-Mar-24

RECEIVED DATE : 08-Mar-24

THIS CERTIFICATE MAY NOT BE REPRODUCED OTHER THAN IN FULL EXCEPT WITH THE PRIOR WRITTEN APPROVAL OF  
QUALITY CALIBRATION CO., LTD.



CERTIFICATE No : 24M2227

PAGE : 2 OF 2

## Calibration Report

EQUIPMENT : DIGITAL BALANCE MODEL : XS105DU  
MANUFACTURER : METTLER TOLEDO S/N : 1126422905  
ID No : BA05/50 RECEIVED DATE : 08-Mar-24  
AIR PRESSURE : 1010mbar  $\pm$  1mbar CALIBRATION DATE : 08-Mar-24  
AMBIENT TEMPERATURE : 25°C  $\pm$  1°C RELATIVE HUMIDITY : 53 %RH  $\pm$  10 % RH

## CONDITION OF THIS RESULTS OF CALIBRATION

1. THIS INSTRUMENT WAS CALIBRATED BY ACCORDING TO UKAS LAB 14 EDITION 6:2019 BY USING KNOWN WEIGHT STANDARD WEIGHT. THE BALANCE WAS NOT ADJUSTED BEFORE CALIBRATION. THE BALANCE HAS NO ZERO TRACKING FUNCTION. REPEATABILITY WAS MEASURED BY USING 10 REPEATED MEASUREMENTS. LINEARITY WAS MEASURED COVERING 10 POINTS, EVENLY SPREAD OVER THE RANGE. THE INSTRUMENT WAS SET ZERO BEFORE PERFORMING THE LINEARITY TEST. OFF-CENTER LOADING WAS MEASURED BY USING STANDARD WEIGHTS PLACED ON THE PAN AND MOVED TO VARIOUS POSITIONS ON THE PAN.

## 2. REFERENCE STANDARD INSTRUMENTS :-

INSTRUMENT	MODEL	SERIAL No	CERTIFICATE No	DUE DATE
1) STANDARD WEIGHT SET	E2	QK-I-151	M2302013S	02-Feb-25
2) STANDARD WEIGHT	E2	15843	M2302014S	02-Feb-25

3. THE CERTIFICATE IS VALID FOR THE ITEM CALIBRATED AS SHOWN ON THE DATE AND PLACE OF CALIBRATION ONLY.

4. THIS RESULT EXCLUDE LONG TERM STABILITY OF THE UNIT UNDER CALIBRATION.

5. THIS CERTIFICATE IS TRACEABLE TO THE INTERNATIONAL SYSTEM OF UNIT MAINTAINED AT:-

- NATIONAL INSTITUTE OF METROLOGY (THAILAND) THROUGH CENTRAL BUREAU OF WEIGHTS&MEASURES

## RESULT OF CALIBRATION :- WITHOUT ADJUSTMENT

1. ZERO SETTING FUNCTION : NORMAL

2. TARE FUNCTION : NORMAL

3. REPEATABILITY OF READING AT 200 g WAS 0.000055 g

4. DEPARTURE FROM NOMINAL VALUE/ LINEARITY

NOMINAL VALUE (g)	BALANCE READING (g)	CORRECTION (g)	UNCERTAINTY ( $\pm$ g)
0.00	0.00000	0.00000	0.000065
0.02	0.02001	-0.00001	0.000065
0.10	0.10002	-0.00002	0.000066
0.20	0.20001	-0.00001	0.000066
0.50	0.50001	-0.00001	0.000065
1.00	1.00003	-0.00003	0.000066
2.00	2.00001	-0.00001	0.000067
5.00	5.00001	-0.00001	0.000068
10.00	9.99994	0.00006	0.000070
20.00	20.00008	-0.00008	0.000078
50.00	50.00000	0.00000	0.00013
100.00	100.0001	-0.0001	0.00019
120.00	120.0001	-0.0001	0.00022

## 5. OFF CENTER LOADING ERROR



POINT	READING (g)
1	50.0000
2	50.0000
3	50.0000
4	50.0000
5	50.0000
OFF-CENTER LOADING	0.0000

NOTE: THIS CALIBRATION WAS CARRIED OUT AT THE CUSTOMER'S PLACE AT LABORATORY AREA

THE REPORTED UNCERTAINTY OF MEASUREMENT WAS BASED ON A STANDARD UNCERTAINTY MULTIPLIED BY A COVERAGE FACTOR  $k=2$ , PROVIDING A LEVEL OF CONFIDENCE APPROXIMATELY 95%.

END OF CALIBRATION REPORT

SITHIPORN ASSOCIATES CO., LTD.  
CALIBRATION LABORATORY

451-451/1 Sirinthorn Road, Bangbunru, Bangplud, Bangkok, 10700 Thailand

Tel. +66 2433 8331

Email : calibration@sithiporn.com

SITHIPORN  
associates

Cert. No. : SP24020

Pages 1 of 3

## Calibration Certificate

Equipment : UV-VIS SPECTROPHOTOMETER  
Manufacturer : PERKINELMER  
Model : LAMBDA 25  
Serial No.: 501S14123010  
ID No.: SP03/58  
Calibration Mode : WAVELENGTH ACCURACY  
PHOTOMETRIC ACCURACY

Condition As Found : GOOD

Customer : S.P.S. CONSULTING SERVICE CO., LTD.  
7 SOI PHAHOLYOTHIN 24, PHAHOLYOTHIN ROAD,  
CHOMPHON, CHATUCHAK,  
BANGKOK 10900, THAILAND.

Location : WET CHEMISTRY LABORATORY IV

Ambient Temperature : ( 28.1  $\pm$  5 ) °C

Relative Humidity : ( 47.2  $\pm$  25 ) %

Received Date : 27 AUGUST 2024

Calibration Date : 27 AUGUST 2024

Date of Issue : 27 AUGUST 2024

Calibrated by :

Approved by :

This certificate is issued in accordance with the requirements of ISO/IEC 17025 standard, may not be reproduced other than in full, except with the prior written approval of the head of Calibration Laboratory.



# SITHIPORN ASSOCIATES CO., LTD. CALIBRATION LABORATORY

451-451/1 Sirinthorn Road, Bangbunru, Bangplud, Bangkok, 10700 Thailand  
Tel. +66 2433 8331 Email : calibration@sithiporn.com



Cert. No. : SP24020  
Job No. : VC67SP0013  
Pages : 2 of 3

## Calibration Method :

This instrument was calibrated by using on-site calibration procedure In-house method : CP-SP-01  
The calibration procedure to direct measurement wavelength accuracy by using wavelength standard solution, Photometric accuracy by using absorbance standard filter and absorbance standard solution  
The calibration procedure used was based on ASTM E275-01, ASTM E925-02

## Condition of this result of calibration :

### 1. Certified reference materials

Material	Ref. type	Cell serial No.	Cert. No.	Due Date
Holmium liquid	RM-HL	29706	106864	01/11/2024
Didymium liquid	RM-DL	28912	106905	02/11/2024
Neutral density filter	RM-1N2N3N	13877	106918	03/11/2024
Potassium dichromate solutions	RM-0204060810	14204	106902	02/11/2024
Potassium Iodide solution	-	KI-0701-001	CI-0185-24	14/05/2026

2. This result of calibration was found accurate as shown on date and place of calibration only.

3. This certificate is traceable to the international system of unit maintained at :

- 3.1 The UK National Physical Laboratory (NPL)
- 3.2 The National Institute of Standards and Technology, NIST.

## Result of calibration : Wavelength Accuracy

(Without adjustment)

Material	Certified Values of Reference Material (nm)	UUC* Reading (nm)	Error (nm)	Uncertainty ± (nm)	k Factor
RM-HL	278.13	278.3	0.17	0.16	2.00
	361.25	361.4	0.15	0.16	2.00
	467.82	467.7	-0.12	0.16	2.00
	536.56	536.5	-0.06	0.16	2.00
	640.50	640.4	-0.10	0.16	2.00
RM-DL	740.09	739.9	-0.19	0.16	2.00
	864.94	865.2	0.26	0.16	2.00

UUC\* = Unit Under Calibration

# SITHIPORN ASSOCIATES CO., LTD. CALIBRATION LABORATORY

451-451/1 Sirinthorn Road, Bangbunru, Bangplud, Bangkok, 10700 Thailand  
Tel. +66 2433 8331 Email : calibration@sithiporn.com



Cert. No. : SP24020  
Job No. : VC67SP0013  
Pages : 3 of 3

## Result of calibration : Photometric Accuracy

(Without adjustment)

Material	Wavelength (nm)	Filter S/N	Nominal Absorbance (A)	Certified Absorbance (A)	UUC* Reading Absorbance (A)	Error (A)	Uncertainty ± (A)	k Factor
Neutral Density glass filter	440.0	29360	1.0	1.0517	1.0550	0.0033	0.0029	2.00
		29914	0.7	0.7445	0.7460	0.0015	0.0029	2.00
		29381	0.5	0.5416	0.5431	0.0015	0.0030	2.00
	546.1	29360	1.0	0.9821	0.9820	-0.0001	0.0028	2.00
		29914	0.7	0.6961	0.6958	-0.0003	0.0028	2.00
		29381	0.5	0.5073	0.5080	0.0007	0.0029	2.00
	590.0	29360	1.0	1.0222	1.0210	-0.0012	0.0028	2.00
		29914	0.7	0.7237	0.7221	-0.0016	0.0029	2.00
		29381	0.5	0.5361	0.5361	0.0000	0.0031	2.00
	635.0	29360	1.0	0.9753	0.9745	-0.0008	0.0028	2.00
		29914	0.7	0.6910	0.6900	-0.0010	0.0029	2.00
		29381	0.5	0.5211	0.5210	-0.0001	0.0032	2.00
Material	Wavelength (nm)	Solution (mg/l)	Certified Absorbance (A)	UUC* Reading Absorbance (A)	Error (A)	Uncertainty ± (A)	k Factor	
RM-0204060810	235.0	20	0.2422	0.2418	-0.0004	0.0101	2.00	
		40	0.4866	0.4852	-0.0014	0.0115	2.00	
		60	0.7414	0.7389	-0.0025	0.0067	2.00	
		80	0.9858	0.9842	-0.0016	0.0093	2.00	
		100	1.2442	1.2414	-0.0028	0.0086	2.00	

UUC\* = Unit Under Calibration

## Condition of this result of calibration : Spectrophotometer PERKINELMER Model Lambda 25 S/N 501S14123010

Resolution of Wavelength Mode	0.1 nm
Resolution of Photometric Mode	0.0001 A
Parameter Setting	
Measurement Mode	Wavelength, Absorbance
Wavelength Scan	1100 nm-190 nm
Scanning Speed	7.5 nm/min
Data Pitch	0.1 nm
Band width(Wavelength)	1.0 nm
Band width(Vis)	1.0 nm
Band width(Uv)	1.0 nm

Stray Light** UUC* Reading at 220 nm	
Transmission T(%)	Absorbance(A)
0.0117	3.8659

\*\*Specific Acceptance :

Transmission ≤ 1.0 T(%), Absorbance ≥ 2.0 A

\*\*Stray light not TISI Accredited

The reported uncertainty is based on a standard uncertainty multiplied by a coverage factor *k*, providing a level of confidence of approximately 95%

End of Calibration Certificate



บริษัท เอส.พี.เอส. คอนซัลติ้ง เซอร์วิส จำกัด  
S.P.S. CONSULTING SERVICE CO., LTD.  
7 ซอยพหลโยธิน 24 ซอยพหลโยธิน แขวงจตุจักร เขตจตุจักร กรุงเทพฯ 10900  
7 Soi Phaholyothin 24, Phaholyothin Rd., Jangpet, Chatuchak, Bangkok 10900  
Tel : (662) 539-4370-72 Fax : (662) 513-4321 E-mail : sale@spscon.com, www.spscon.com

Calibration Report			
Non-Dispersive Infrared CO Analyzer			
Date :	03 December 2024	Brand :	API
No.	CO-R01	Model :	300E
		Serial No.	704
Calibrator (Dilution System)			
Brand :	API	Model :	700
Last Cal. Date :	05 August 2024	Serial No. :	911
Reference Standard Gas			
Standard Gas :	Carbon Monoxide (CO)	Cylinder No. :	0711839
Certified Date :	14 March 2024	Expired Date :	14 March 2032
		Cylinder Conc. :	4,580 ppm
Calibrating Condition			
Pressure	1011 mmbar	Temp.	24.6 °C
		% RH	49
Calibration Setting			
Span	Initial Reading (Before Adj.), PPM		Final Reading (After Adj.), PPM
Set Point	Expected Concentration	Analyzer Response	%Diff
Zero	0	-0.10	-
CO Span	40.00	40.05	0.125
			40.00
API Model 300E CO Analyzer Check List			
Parameter	Observed Value	Units	Nominal Range
Range	50	PPM	0-1000 ppm
Stability	0.10	PPM	± 1 ppm With Zero Air
CO Measure	4015.5	mV	2500-4800 mV
CO Reference	3947.2	mV	2500-4800 mV
Measure/Reference Ratio	1.180	-	1.1-1.3 W/Zero Air
Sample Pressure	28.5	In-Hg-A	~2" < Ambient Absolute Pressure
Sample Flow	809	CC/Min	800 ± 10%
Sample Temperature	48.2	°C	48 ± 4
Bench Temperature	48.0	°C	48 ± 2
Wheel Temperature	68.5	°C	68 ± 2
Box Temperature	30.6	°C	Ambient Temp + 7 ± 10
Photo-Drive	3034.1	mV	250 mV to 4750 mV
Slope	1.017	-	1.0 ± 0.3
Offset	0.2	-	0 ± 0.3

Calibrated by

Approved by

ระดับเสียง

---



Request No. 21-67/0304

MTC No. EEL. BP. 109/0267

## CALIBRATION CERTIFICATE

Submitted by : S.P.S.Consulting Service Co.,Ltd.

Address : 7 Soi Phaholyothin 24, Phaholyothin Road, Jompol, Chatuchak, Bangkok 10900.

Calibrated at : Electrical and Electronic Standards Laboratory, Industrial Metrology and Testing Service Centre.  
Soi 1C, Bangpoo Industrial Estate, Sukhumvit Rd., Muang, Samutprakan 10280.

### Instrument Calibrated :

Description : Sound Calibrator

Manufacturer : ACO

Model : 2127

Serial No. : 130006

Standards used : 1. Digital Function Synthesizer NF Electronic DF-193A S/N 122037.

2. Measuring Amplifier Bruel&amp;Kjaer 2636 S/N 1537484.

3. Programmable Attenuator Tamagawa TPA-303A S/N OF 2214.

4. Digital Multimeter Agilent 34401A S/N MY44005560.

5. Pressure Transmitter Vaisala PTB202AD S/N T0650001.

6. Audio Analyzer Keithley 2015-P S/N4106495.

7. Condenser Microphone B&amp;K 4180 S/N 2889871.

### Ambient Environment

Temperature : (23 ± 3) °C

Relative Humidity : (50 ± 15) %

Ambient Pressure : (101.325 ± 1.500) kPa

**Calibration Procedure:** CP-102-04 based on IEC 60942-2003; The sound pressure level generated by sound calibrator under test shall be measured by standard microphone using an insert voltage technique.

This instrument has been calibrated against standards maintained at Electrical and Electronic Standards Laboratory (EEL), which are traceable to the International System of Units through the National Institute of Metrology (Thailand).

The information on actual reading is attached herewith and the uncertainty limits quoted refer to the measured values only.

Date of Receipt : 22 Feb. 2024

Date of Calibration : 4 Mar. 2024

1 / 2

The results relate only to the items tested/calibrated or value assigned.

Advertising the Report/Certificate and publicity of the results except in full are prohibited unless written permission is obtained from the governor of TISTR.

FM.BL.MTC.002 Rev.4

**Head Office**  
35 Mu 3 Tambon Khlong Ha, Amphoe Khlong Luang,  
Changwat Pathumthani 12120, Thailand  
Tel. (66) 0 2577 9000  
Fax. (66) 0 2577 9009  
E-mail : rumpai@tistr.or.th Website:www.tistr.or.th

**Office/Laboratory**  
Soi 1C, Bangpoo Industrial Estate, Sukhumvit Road,  
Amphoe Muang, Changwat Samutprakan 10280, Thailand  
Tel. (66) 0 2323 1672-80 ext. 115, 116  
Fax. (66) 0 2323 9165  
E-mail : mtc@tistr.or.th

**Office**  
196 Phahonyothin Road, Chatuchak, Bangkok 10900,  
Thailand  
Tel. (66) 0 2579 1121-30 ext. 5219, 5225, 5217  
Fax. (66) 0 2579 8592  
E-mail : sumalee@tistr.or.th

Request No. 21-67/0304

MTC No. EEL. BP. 109/0267

The reported expanded uncertainty is based upon a standard uncertainty multiplied by a coverage factor k = 2, providing a level of confidence of approximately 95%.

Nominal Output of Unit Under Test = 94 dB re 20µPa at 1000 Hz

Acoustic Output in dB re 20µPa, Corrected to Reference Conditions: 101.325 kPa, 23.0 °C and 50 %RH.

### 1. Sound Pressure Level

Standard Microphone Type	Measured Sound Pressure Level (dB)	Deviated value (dB)	Uncertainty (dB)	Tolerance limit IEC60942:2003 Class 2
1/2 inch Bruel&Kjaer 4180	93.85	-0.15	± 0.10	±0.75 dB

### 2. Frequency

Standard Microphone Type	Measured Frequency (Hz)	Deviated value (Hz)	Uncertainty (Hz)	Tolerance limit IEC60942:2003 Class 2
1/2 inch Bruel&Kjaer 4180	999.9	-0.1	± 1.5	±2.0%

### 3. Total Distortion

Standard Microphone Type	Measured Total Distortion (%)	Uncertainty (%)	Tolerance limit IEC60942:2003 Class 2
1/2 inch Bruel&Kjaer 4180	1.65	± 0.50	±4.0%


Note : 1. No adjustment.

2. The calibrator pressure correction was not included.

3. The microphone volume correction was not included.

Calibrated

Approved by



Director

Electrical and Electronic Standards Laboratory  
Industrial Metrology and Testing Service Centre

Date of Calibration : 4 Mar. 2024

Date of Issue : 5 Mar. 2024

Ref : 2011267022200795001

End of Certificate

2 / 2

The results relate only to the items tested/calibrated or value assigned.

Advertising the Report/Certificate and publicity of the results except in full are prohibited unless written permission is obtained from the governor of TISTR.

FM.BL.MTC.002 Rev.4

**Head Office**  
35 Mu 3 Tambon Khlong Ha, Amphoe Khlong Luang,  
Changwat Pathumthani 12120, Thailand  
Tel. (66) 0 2577 9000  
Fax. (66) 0 2577 9009  
E-mail : rumpai@tistr.or.th Website:www.tistr.or.th

**Office/Laboratory**  
Soi 1C, Bangpoo Industrial Estate, Sukhumvit Road,  
Amphoe Muang, Changwat Samutprakan 10280, Thailand  
Tel. (66) 0 2323 1672-80 ext. 115, 116  
Fax. (66) 0 2323 9165  
E-mail : mtc@tistr.or.th

**Office**  
196 Phahonyothin Road, Chatuchak, Bangkok 10900,  
Thailand  
Tel. (66) 0 2579 1121-30 ext. 5219, 5225, 5217  
Fax. (66) 0 2579 8592  
E-mail : sumalee@tistr.or.th



บริษัท เอส.พี.เอส. คอนซัลติ้ง เซอร์วิส จำกัด  
S.P.S. CONSULTING SERVICE CO., LTD.  
7 ซอยพหลโยธิน 24 ถนนพหลโยธิน แขวงจตุจักร กรุงเทพฯ 10900  
7 Soi Phaholyothin 24, Phaholyothin Rd., Jompet, Chatuchak, Bangkok 10900  
Tel : (062) 939-0370-72 Fax : (062) 513-4221 E-mail : sales@spscor.com, www.spscor.com

Noise R\_778/24

## Sound Level Meter Calibration Report

### Acoustic Calibrator Data

Brand	ACO	Number	AC 03/56
Model	2127	Serial No.	130006
Calibration Range	94 dB, 1000 Hz	Last Calibration	04 March 2024
		Due Date	04 March 2025

### Calibration Data

Sound Level Meter Data				Calibration Data		
SLM No.	Brand	Model	Serial No.	Date	Actual Reading [dB]	
					Before Adjustment	After Adjustment
ACO-B02	ACO	6236	00090370	08 December 2024	93.9	93.9
ACO-R30	ACO	6236	00192042	08 December 2024	93.9	93.9
ACO-R33	ACO	6236	00192045	08 December 2024	93.9	93.9
ACO-R34	ACO	6236	00192046	08 December 2024	93.9	93.9
ACO-R35	ACO	6236	00192047	08 December 2024	93.9	93.9
Acoustic Certified Value : Thailand Institute of Scientific and Technological Research (TISTR)					93.85 ± 0.10 dB	

Calibrated by :

Approved by :



คุณภาพน้ำ

---

**QUALITY CALIBRATION CO., LTD.**235 Petchkasem 63/2 Road, Laksong, Bangkae, Bangkok 10160  
Tel (662) 421-5402, (662) 444-0152-3, Fax (662) 809-4584CERTIFICATE No : 24E6416  
REFERENCE No : 73694-1

PAGE : 1 OF 3

**Certificate of Calibration**

EQUIPMENT : pH METER

MANUFACTURER : HANNA

MODEL : HI 3512

SERIAL No : TH118035

ID No : pH 04/56

CONDITION AS RECEIVED : USED ITEM

SUBMITTED BY : S.P.S. CONSULTING SERVICE CO., LTD.  
7 SOI PHAHOLYOTHIN 24, PHAHOLYOTHIN RD.,  
JOMPOL, CHATUCHAK, BANGKOK 10900

CALIBRATED BY : ATSAWIN Y.

CALIBRATION DATE : 27-Jun-24

APPROVED BY : PONGSAK J.

ISSUED DATE : 27-Jun-24

RECEIVED DATE : 24-Jun-24

THIS CERTIFICATE MAY NOT BE REPRODUCED OTHER THAN IN FULL EXCEPT WITH THE PRIOR WRITTEN APPROVAL OF  
QUALITY CALIBRATION CO., LTD.

F-G010 REV 03

**QUALITY CALIBRATION CO., LTD.**235 Petchkasem 63/2 Road, Laksong, Bangkae, Bangkok 10160  
Tel (662) 421-5402, (662) 444-0152-3, Fax (662) 809-4584

CERTIFICATE No : 24E6416

PAGE : 2 OF 3

**Calibration Report**

EQUIPMENT : pH METER

MANUFACTURER : HANNA

ID No : pH 04/56

RECEIVED DATE : 24-Jun-24

AMBIENT TEMPERATURE : 23 ° C ± 3 ° C

MODEL : HI 3512

SERIAL NUMBER : TH118035

CALIBRATION DATE : 27-Jun-24

RELATIVE HUMIDITY : 50 % RH ± 10% RH

**CONDITION OF THIS RESULTS OF CALIBRATION**

1. THIS INSTRUMENT WAS CALIBRATED BY DIRECT MEASUREMENT METHOD BASED ON WI-TQ-062 AND WI-TQ-063. THE DISPLAY UNIT WAS TESTED BY GENERATING STANDARD VOLTAGE TO THE UNIT AND READING THE VALUE COMPARED WITH THE CALCULATED VALUE. THE DISPLAY AND ELECTRODE WAS CALIBRATED BY USING STANDARD pH BUFFER
2. REFERENCE STANDARD INSTRUMENTS :-

INSTRUMENT	MODEL	SERIAL No/ LOT No	CERTIFICATE No	DUE DATE
1) pH STANDARD SOLUTION	00651-06	CC784945	4880-14413915	24-Aug-25
2) pH STANDARD SOLUTION	00651-08	CC785578	4881-14430633	31-Aug-25
3) pH STANDARD SOLUTION	00651-10	CC787086	4882-14483317	21-Sep-25
4) PROCESS CALIBRATOR	CA150	91S6079	24E1251	09-Apr-25
5) BATH	260014	1247 48074	23T9014	13-Sep-24
6) THERMOMETER WITH PROBE	421504	55000379	23T9623	13-Sep-24

3. THE CERTIFICATE IS VALID FOR THE ITEM CALIBRATED AS SHOWN ON THE DATE AND PLACE OF CALIBRATION ONLY.
4. THIS RESULT EXCLUDE LONG TERM STABILITY OF THE UNIT UNDER CALIBRATION.
5. THIS CERTIFICATE IS TRACEABLE TO SI UNIT MAINTAINED AT :-
- NATIONAL INSTITUTE OF STANDARD AND TECHNOLOGY, USA.
  - NATIONAL INSTITUTE OF METROLOGY (THAILAND)

**RESULT OF CALIBRATION : ADJUSTMENT****1. DISPLAY UNIT ONLY**SLOPE FACTOR  $k = 2.303 \text{ RT/F} = 59 \text{ mV/pH}$ 

mV APPLIED	UUC READING (mV)	CORRECTION (mV)	UUC READING (pH)	UNCERTAINTY OF MEASUREMENT (± mV)	COVERAGE FACTOR k
414.11	414.8	-0.69	-0.115	0.15	2.00
354.95	355.5	-0.55	0.884	0.15	2.00
295.80	296.4	-0.60	1.885	0.15	2.00
236.64	237.1	-0.46	2.886	0.15	2.00
177.48	178.0	-0.52	3.887	0.15	2.00
118.32	118.8	-0.48	4.887	0.15	2.00
59.16	59.6	-0.44	5.887	0.15	2.00
0.00	0.4	-0.40	6.888	0.15	2.00
-59.16	-58.7	-0.46	8.101	0.15	2.00
-118.32	-117.9	-0.42	9.345	0.15	2.00
-177.48	-177.4	-0.08	10.589	0.15	2.00
-236.64	-236.4	-0.24	11.834	0.15	2.00
-295.80	-294.5	-1.30	13.077	0.15	2.00
-354.95	-354.7	-0.25	14.322	0.15	2.00
-414.11	-413.9	-0.21	15.565	0.15	2.00

END OF CALIBRATION REPORT PAGE 2 OF 3





# QUALITY CALIBRATION CO., LTD.

235 Petchkasem 63/2 Road, Laksong, Bangkae, Bangkok 10160  
Tel (662) 421-5402, (662) 444-0152-3, Fax (662) 809-4584

CERTIFICATE No : 24E6416

PAGE : 3 OF 3

## Calibration Report

### RESULT OF CALIBRATION (CONTINUE):

#### 2. DISPLAY UNIT WITH pH ELECTRODE S/N: 09081C6M

STANDARD pH BUFFER SOLUTION (pH)	UUC READING (pH)	CORRECTION (pH)	VALUE BEFORE ADJUSTMENT	UNCERTAINTY OF MEASUREMENT (± pH)	COVERAGE FACTOR k
4.015	4.011	0.004	3.905	0.012	2.00
7.003	7.003	0.000	6.972	0.012	2.00
10.009	10.014	-0.005	9.570	0.014	2.00

#### 3. DISPLAY UNIT WITH TEMPERATURE

STANDARD READING (°C)	UUC READING (°C)	CORRECTION (°C)	VALUE BEFORE ADJUSTMENT	UNCERTAINTY OF MEASUREMENT (± °C)	COVERAGE FACTOR k
25.004	25.0	0.004	---	0.0085	2.00

#### 4. PERCENT SLOPE 100%

UUC : UNIT UNDER CALIBRATION

THE REPORTED UNCERTAINTY OF MEASUREMENT WAS BASED ON A STANDARD UNCERTAINTY MULTIPLIED BY A COVERAGE FACTOR k, PROVIDING A LEVEL OF CONFIDENCE APPROXIMATELY 95%.

END OF CALIBRATION REPORT



QUALITY CALIBRATION CO.,LTD.  
235 Petchkasem 63/2 Road, Laksong, Bangkae, Bangkok 10160  
Tel (662) 421-5402, (662) 444-0152-3, Fax (662) 809-4584  
[www.qcalibration.com](http://www.qcalibration.com)



CERTIFICATE No : 24M2229  
REFERENCE No : 72448-3

PAGE : 1 OF 2

## Certificate of Calibration

EQUIPMENT : DIGITAL BALANCE  
MANUFACTURER : SARTORIUS  
MODEL : BSA224S-CW  
SERIAL No : 36591843  
ID No : BA 09/61  
CONDITION AS RECEIVED : USED ITEM  
SUBMITTED BY : S.P.S. CONSULTING SERVICE CO., LTD.  
7 SOI PHAHOLYOTHIN 24, PHAHOLYOTHIN RD.,  
JOMPOL, CHATUCHAK, BANGKOK 10900

CALIBRATED BY : ATSAWIN Y.  
CALIBRATION DATE : 08-Mar-24

APPROVED BY :   
ISSUED DATE : 14-Mar-24  
RECEIVED DATE : 08-Mar-24

THIS CERTIFICATE MAY NOT BE REPRODUCED OTHER THAN IN FULL EXCEPT WITH THE PRIOR WRITTEN APPROVAL OF  
QUALITY CALIBRATION CO., LTD.





CERTIFICATE No : 24M2229

PAGE : 2 OF 2

### Calibration Report

EQUIPMENT : DIGITAL BALANCE MODEL : BSA224S-CW  
MANUFACTURER : SARTORIUS S/N : 36591843  
ID No : BA 09/61 RECEIVED DATE : 08-Mar-24  
AIR PRESSURE : 1010mbar  $\pm$  1mbar CALIBRATION DATE : 08-Mar-24  
AMBIENT TEMPERATURE : 25° C  $\pm$  1° C RELATIVE HUMIDITY : 55 %RH  $\pm$  10 % RH

#### CONDITION OF THIS RESULTS OF CALIBRATION

1. THIS INSTRUMENT WAS CALIBRATED BY ACCORDING TO UKAS LAB 14 EDITION 6:2019 BY USING KNOWN WEIGHT STANDARD WEIGHT. THE BALANCE WAS NOT ADJUSTED BEFORE CALIBRATION. THE BALANCE HAS NO ZERO TRACKING FUNCTION. REPEATABILITY WAS MEASURED BY USING 10 REPEATED MEASUREMENTS. LINEARITY WAS MEASURED COVERING 10 POINTS, EVENLY SPREAD OVER THE RANGE. THE INSTRUMENT WAS SET ZERO BEFORE PERFORMING THE LINEARITY TEST. OFF-CENTER LOADING WAS MEASURED BY USING STANDARD WEIGHTS PLACED ON THE PAN AND MOVED TO VARIOUS POSITIONS ON THE PAN.

#### 2. REFERENCE STANDARD INSTRUMENTS :-

INSTRUMENT	MODEL	SERIAL No	CERTIFICATE No	DUE DATE
1) STANDARD WEIGHT SET	E2	QK-1-151	M2302013S	02-Feb-25
2) STANDARD WEIGHT	E2	15843	M2302014S	02-Feb-25

3. THE CERTIFICATE IS VALID FOR THE ITEM CALIBRATED AS SHOWN ON THE DATE AND PLACE OF CALIBRATION ONLY.

4. THIS RESULT EXCLUDE LONG TERM STABILITY OF THE UNIT UNDER CALIBRATION.

5. THIS CERTIFICATE IS TRACEABLE TO THE INTERNATIONAL SYSTEM OF UNIT MAINTAINED AT:-

- NATIONAL INSTITUTE OF METROLOGY (THAILAND) THROUGH CENTRAL BUREAU OF WEIGHTS&MEASURES

#### RESULT OF CALIBRATION :- WITHOUT ADJUSTMENT

1. ZERO SETTING FUNCTION : NORMAL

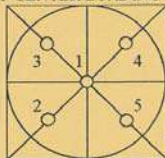
2. TARE FUNCTION : NORMAL

3. REPEATABILITY OF READING AT 200 g WAS 0 g

4. DEPARTURE FROM NOMINAL VALUE/ LINEARITY

NOMINAL VALUE (g)	BALANCE READING (g)	CORRECTION (g)	UNCERTAINTY ( $\pm$ g)
0.0	0.0000	0.0000	0.000082
0.1	0.1000	0.0000	0.000083
0.2	0.2000	0.0000	0.000083
0.5	0.5000	0.0000	0.000083
1.0	1.0000	0.0000	0.000084
2.0	2.0000	0.0000	0.000084
5.0	5.0000	0.0000	0.000086
10.0	10.0000	0.0000	0.000089
20.0	20.0001	-0.0001	0.000094
50.0	50.0000	0.0000	0.00012
100.0	100.0001	-0.0001	0.00019
200.0	200.0000	0.0000	0.00032

#### 5. OFF CENTER LOADING ERROR



POINT	READING (g)
1	100.0000
2	100.0000
3	100.0000
4	100.0000
5	100.0000
OFF-CENTER LOADING	0.0000

NOTE: THIS CALIBRATION WAS CARRIED OUT AT THE CUSTOMER'S PLACE AT LABORATORY AREA  
THE REPORTED UNCERTAINTY OF MEASUREMENT WAS BASED ON A STANDARD UNCERTAINTY MULTIPLIED BY A  
COVERAGE FACTOR  $k=2$ , PROVIDING A LEVEL OF CONFIDENCE APPROXIMATELY 95%.

END OF CALIBRATION REPORT



CERTIFICATE No : 24T0774

REFERENCE No : 71986-2

PAGE : 1 OF 2

### Certificate of Calibration

EQUIPMENT : COD REACTOR  
MANUFACTURER : HACH  
MODEL : DRB 200  
SERIAL No : 15110C0235  
ID No : CRB 05/59  
SUBMITTED BY : S.P.S. CONSULTING SERVICE CO., LTD.  
7 SOI PHAHOLYOTHIN 24, PHAHOLYOTHIN RD.,  
JOMPOL, CHATUCHAK, BANGKOK 10900

CALIBRATED BY : CHAICHARN CH.

CALIBRATION DATE : 5-Feb-24

APPROVED BY :

ISSUED DATE : 5-Feb-24

RECEIVED DATE : 5-Feb-24





## Calibration Report

EQUIPMENT : COD REACTOR  
MANUFACTURER : HACH  
ID NUMBER : CRB 05/59  
RECEIVED DATE : 5-Feb-24  
AMBIENT TEMPERATURE : 23° C ± 1° C

MODEL : DRB 200  
SERIAL NUMBER : 15110C0235  
CALIBRATION DATE : 5-Feb-24  
RELATIVE HUMIDITY : 52 %RH ± 10 % RH

## CONDITION OF THIS RESULTS OF CALIBRATION

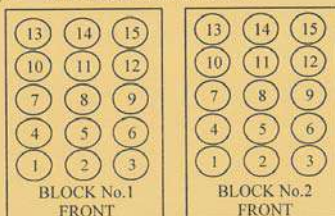
1. THIS INSTRUMENT WAS CALIBRATED BY DIRECT MEASUREMENT TEMPERATURE RECORDER WITH THERMOCOUPLE TYPE K UNDER NO LOAD CONDITION. THE THERMOCOUPLES WERE PLACED ON 15 POINTS AND LOCATED ONE THERMOCOUPLE IN EACH OF THE FOUR CORNERS OF THE REACTOR AND PLACED THE EIGHTH THERMOCOUPLE AT THE CENTER OF THE REACTOR.

## 2. REFERENCE STANDARD INSTRUMENTS :-

INSTRUMENT	MODEL	SERIAL No	CERTIFICATE No	DUE DATE
1) DATA LOGGER WITH TC TYPE K	HYDRA 2635A	8009008	23T6640	14-Jul-24

3. THIS RESULT WAS FOUND ACCURATE AS SHOWN ON DATE AND PLACE OF CALIBRATION ONLY.  
4. THIS RESULT EXCLUDE LONG TERM STABILITY OF THE UNIT UNDER CALIBRATION.  
5. THIS CERTIFICATE IS TRACEABLE TO THE INTERNATIONAL SYSTEM OF UNIT MAINTAINED AT:-  
- NATIONAL INSTITUTE OF METROLOGY (THAILAND) THROUGH QUALITY CALIBRATION CO.,LTD.

## RESULT OF CALIBRATION :- WITHOUT ADJUSTMENT



## TEMPERATURE MEASUREMENT ACCURACY TEST

Block No.	1	2
Controller temperature (°C)	145	145
Indicating Temperature	145	145
Measured Temperature (°C) at Spread Locations	1	150.2
	2	150.2
	3	150.2
	4	149.9
	5	150.1
	6	150.7
	7	149.9
	8	149.9
	9	150.8
	10	149.5
	11	150.2
	12	150.0
	13	149.5
	14	149.5
	15	149.6
Uncertainty of Measurement(± °C)	0.86	

NOTE 1 : THE UNCERTAINTY OF MEASUREMENT EXCLUDED TEMPERATURE UNIFORMITY OF THE

NOTE 2 : THIS CALIBRATION WAS CARRIED OUT AT THE CUSTOMER'S PLACE AT LABORATORY A  
THE REPORTED UNCERTAINTY OF MEASUREMENT WAS BASED ON A STANDARD UNCERT.

COVERAGE FACTOR k =2, PROVIDING A LEVEL OF CONFIDENCE APPROXIMATELY 95%.  
END OF CALIBRATION REPORT



คุณภาพอากาศในการทำงาน

---



บริษัท เอส.พี.เอส. คอนซัลติ้ง เซอร์วิส จำกัด  
S.P.S. CONSULTING SERVICE CO., LTD.  
7 ซอยพหลโยธิน 24 ถนนพหลโยธิน แขวงจตุจักร เขตจตุจักร กรุงเทพฯ 10900  
7 Soi Phaholyothin 24, Phaholyothin Rd., Jompol, Chaluchak, Bangkok 10900  
Tel : (662) 939-4370-72, Fax : (662) 513-4221, E-mail : sale@spscon.com, www.spscon.com

Personal Pump Calibration Report

Calibration Method : Dry Cal Primary Flowmeter

Model : Defender 510-H

S/N : 136164

Environmental Conditions

Temperature 25 ± 3 °C  
Pressure 1010 ± 15 mmbar

Personal Pump Data					Calibration Data							
No.	Brand	Model	Serial No.	Date	Flow Rate (ml/min)						Value From Calibration Curve	
					Setting			Actual (Q std.)				
					1	2	3	1	2	3		y
R01	SKC	224-PCXR4	602467	03/10/2024	1,000	1,500	2,000	1,005	1,505	2,008	1.006x - 6.472	1.000
R02	SKC	224-PCXR4	626450	04/10/2024	1,000	2,000	3,000	1,003	1,503	2,006	1.009x - 16.691	0.999
R03	SKC	224-PCXR4	691592	03/10/2024	1,000	1,500	2,000	996	1,506	2,006	1.008x - 13.145	1.000
R04	SKC	224-PCXR4	691672	02/10/2024	1,000	1,500	2,000	1,003	1,502	2,000	0.995x + 7.476	1.000
R05	SKC	224-PCXR4	798470	02/10/2024	1,000	1,500	2,000	1,004	1,505	2,008	1.005x - 7.440	1.000
R06	SKC	224-PCXR4	798456	04/10/2024	1,000	1,500	2,000	1,005	1,506	2,001	1.003x - 1.855	1.000
R07	SKC	224-PCXR4	798480	03/10/2024	1,000	1,500	2,000	995	1,501	1,997	1.002x - 6.149	1.000
R08	SKC	224-PCXR4	883215	04/10/2024	1,000	1,500	2,000	995	1,509	2,004	1.011x - 20.001	0.999
R09	SKC	224-PCXR4	034650	02/10/2024	1,000	1,500	2,000	996	1,500	1,997	1.000x - 1.051	1.000
R10	SKC	224-PCXR4	091765	03/10/2024	1,000	1,500	2,000	1,002	1,503	2,006	1.007x - 9.531	1.000
R11	SKC	224-PCXR4	091763	03/10/2024	1,000	1,500	2,000	999	1,506	2,001	1.010x - 20.761	0.999
R12	SKC	224-PCXR4	091568	03/10/2024	1,000	1,500	2,000	1,012	1,504	2,001	0.990x + 19.294	1.000
R13	SKC	224-PCXR4	091638	04/10/2024	1,000	1,500	2,000	1,004	1,505	2,008	1.008x - 10.210	1.000
R14	SKC	224-PCXR4	091764	03/10/2024	1,000	1,500	2,000	998	1,498	1,997	0.999x + 0.148	1.000
R15	SKC	224-PCXR8	529457	03/10/2024	1,000	1,500	2,000	1,003	1,497	2,000	0.996x + 5.377	1.000
R16	SKC	224-PCXR8	529643	04/10/2024	1,000	1,500	2,000	996	1,505	2,006	1.012x - 19.118	1.000
R17	SKC	224-PCXR8	529645	04/10/2024	1,000	1,500	2,000	1,004	1,503	2,006	1.002x - 3.334	1.000
R18	SKC	224-PCXR8	566756	04/10/2024	1,000	1,500	2,000	997	1,504	1,998	1.001x - 3.462	1.000
R19	SKC	224-PCXR8	566802	03/10/2024	1,000	1,500	2,000	1,005	1,504	2,007	1.004x - 4.118	1.000
R20	SKC	224-PCXR8	529689	01/10/2024	1,000	1,500	2,000	999	1,493	2,006	1.005x - 8.571	1.000
R21	SKC	224-PCXR8	665728	03/10/2024	1,000	1,500	2,000	1,004	1,505	1,996	0.993x + 9.763	1.000
R22	SKC	224-PCXR8	707444	04/10/2024	1,000	1,500	2,000	999	1,504	2,000	1.001x - 0.963	1.000
R23	SKC	224-PCXR8	761067	04/10/2024	1,000	1,500	2,000	1,004	1,498	2,002	0.996x + 5.501	1.000
R24	SKC	224-PCXR8	707893	04/10/2024	1,000	1,500	2,000	997	1,495	2,003	1.006x - 11.110	1.000
R25	SKC	224-PCXR8	761052	04/10/2024	1,000	1,500	2,000	1,016	1,507	2,003	0.992x + 15.204	1.000
R26	SKC	224-PCXR8	707956	04/10/2024	1,000	1,500	2,000	1,002	1,499	2,002	1.001x - 0.028	1.000
R27	SKC	224-PCXR8	707398	01/10/2024	1,000	1,500	2,000	1,008	1,505	2,008	1.006x - 6.261	1.000
R28	SKC	224-PCXR8	707481	03/10/2024	1,000	1,500	2,000	1,005	1,505	2,004	0.999x + 1.175	1.000
R29	SKC	224-PCXR8	707402	01/10/2024	1,000	1,500	2,000	1,001	1,500	1,996	1.001x - 4.617	1.000
R30	SKC	224-PCXR8	093811	03/10/2024	1,000	1,500	2,000	1,000	1,506	1,998	0.998x + 6.228	1.000
R31	SKC	224-PCXR8	093183	04/10/2024	1,000	1,500	2,000	1,005	1,502	1,999	1.006x - 13.357	0.999
R32	SKC	224-PCXR8	671950	03/10/2024	1,000	1,500	2,000	996	1,504	2,004	1.008x - 14.572	1.000
R33	SKC	224-PCXR4	626254	03/10/2024	1,000	1,500	2,000	1,005	1,503	2,008	1.007x - 9.639	1.000
R34	SKC	224-PCXR4	626131	04/10/2024	1,000	1,500	2,000	996	1,495	2,001	1.002x - 5.649	1.000
R35	SKC	224-PCXR8	707460	03/10/2024	1,000	1,500	2,000	999	1,498	1,999	0.997x + 2.375	1.000
R36	SKC	224-PCXR8	707446	04/10/2024	1,000	1,500	2,000	1,000	1,495	1,997	0.995x + 4.558	1.000
R37	SKC	224-PCXR8	707432	04/10/2024	1,000	1,500	2,000	994	1,502	1,996	1.000x - 2.818	1.000
R38	SKC	224-PCXR8	707349	04/10/2024	1,000	1,500	2,000	997	1,507	2,004	1.005x - 6.668	1.000
R39	SKC	224-PCXR8	761095	04/10/2024	1,000	1,500	2,000	1,000	1,496	1,997	0.999x + 0.856	1.000

Calibrated by :

Approved by :



บริษัท เอส.พี.เอส. คอนซัลติ้ง เซอร์วิส จำกัด  
S.P.S. CONSULTING SERVICE CO., LTD.  
7 ซอยพหลโยธิน 24 ถนนพหลโยธิน แขวงจตุจักร เขตจตุจักร กรุงเทพฯ 10900  
7 Soi Phaholyothin 24, Phaholyothin Rd., Jompol, Chaluchak, Bangkok 10900  
Tel : (662) 939-4370-72, Fax : (662) 513-4221, E-mail : sale@spscon.com, www.spscon.com

Personal Pump Calibration Report

Calibration Method : Dry Cal Primary Flowmeter

Model : Defender 510-H

S/N : 136164

Environmental Conditions

Temperature 25 ± 3 °C  
Pressure 1010 ± 15 mmbar

Personal Pump Data				Calibration Data								
No.	Brand	Model	Serial No.	Date	Flow Rate (ml/min)						Value From Calibration Curve	
					Setting			Actual (Q std.)				
					1	2	3	1	2	3	y	R <sup>2</sup>
R40	SKC	224-PCXR4	612753	04/10/2024	1,000	1,500	2,000	1,005	1,503	2,011	1.007x - 10.270	0.999
R41	SKC	224-PCXR4	626140	02/10/2024	1,000	1,500	2,000	1,000	1,506	2,013	1.012x - 16.627	1.000
R42	SKC	224-PCXR4	626463	04/10/2024	1,000	1,500	2,000	1,000	1,506	1,998	0.998x + 6.229	1.000
R43	SKC	224-PCXR4	626129	01/10/2024	1,000	1,500	2,000	999	1,504	2,004	1.008x - 14.732	1.000
R44	SKC	224-PCXR4	602753	01/10/2024	1,000	1,500	2,000	1,000	1,497	2,001	1.000x - 0.172	1.000
R45	SKC	224-PCXR4	626157	02/10/2024	1,000	1,500	2,000	997	1,496	1,998	1.001x - 3.542	1.000
R47	SKC	224-PCXR4	A129234	03/10/2024	1,000	1,500	2,000	1,005	1,506	2,002	1.001x - 1.275	1.000
R48	SKC	224-PCXR4	A129253	03/10/2024	1,000	1,500	2,000	1,005	1,503	2,007	1.002x + 0.236	1.000
R49	SKC	224-PCXR4	A129168	03/10/2024	1,000	1,500	2,000	1,000	1,495	2,001	0.999x + 0.228	1.000
R50	SKC	224-PCXR4	A129282	03/10/2024	1,000	1,500	2,000	997	1,490	1,999	1.004x - 13.816	1.000
R51	SKC	224-PCXR4	A129284	03/10/2024	1,000	1,500	2,000	994	1,502	1,996	1.000x - 2.818	1.000

Calibrated by :

Approved by :



บริษัท เอส.พี.เอส. คอนซัลติ้ง เซอร์วิส จำกัด  
S.P.S. CONSULTING SERVICE CO., LTD.  
7 ซอยพหลโยธิน 24 ถนนพหลโยธิน แขวงจอมพล เขตจตุจักร กรุงเทพฯ 10900  
Tel : (662) 939-4370-72, Fax : (662) 513-4221, E-mail : sale@spscn.com, www.spscn.com

Rotameter Calibration Report (For Personal Pump High Flow Adjust)

Calibration Method : Dry Cal Primary Flowmeter

Model : Defender 510-H

S/N : 136164

Calibration Data

Rotameter Data			Calibration Data								
No.	Brand	Model	Date	Flow Rate (ml/min)						Value From Calibration Curve	
				Flow Rate (Reading)			Actual (Q std.)				
				1	2	3	1	2	3	y	R <sup>2</sup>
H-R01	Dwyer	VFB-65	03/10/2024	500	1,000	2,000	500.9	1000.8	1994.3	1.003x + 0.055	1.000
H-R02	Dwyer	VFB-65	01/10/2024	500	1,000	2,000	500.1	998.9	1992.4	1.002x - 3.472	0.999
H-R03	Dwyer	VFB-65	02/10/2024	500	1,000	2,000	501.6	999.3	2001.6	0.994x + 6.383	1.000
H-R04	Dwyer	VFB-65	03/10/2024	500	1,000	2,000	503.3	999.8	1993.2	1.001x - 1.914	0.999
H-R05	Dwyer	VFB-65	01/10/2024	500	1,000	2,000	500.2	1002.6	2000.4	1.002x - 0.160	1.000
H-R06	Dwyer	VFB-65	02/10/2024	500	1,000	2,000	503.1	1002.8	1999.6	0.999x + 5.589	1.000

Calibrated by :

Approved by :



QUALITY CALIBRATION CO.,LTD.  
235 Petchkasem 63/2 Road, Laksong, Bangkae, Bangkok 10160  
Tel (662) 421-5402, (662) 444-0152-3, Fax (662) 809-4584  
www.qcalibration.com



CERTIFICATE No : 24M2227  
REFERENCE No : 72448-1

PAGE : 1 OF 2

Certificate of Calibration

EQUIPMENT : DIGITAL BALANCE  
MANUFACTURER : METTLER TOLEDO  
MODEL : XS105DU  
SERIAL No : 1126422905  
ID No : BA05/50  
CONDITION AS RECEIVED : USED ITEM  
SUBMITTED BY : S.P.S. CONSULTING SERVICE CO., LTD.  
7 SOI PHAHOLYOTHIN 24, PHAHOLYOTHIN RD.,  
JOMPOL, CHATUCHAK, BANGKOK 10900

CALIBRATED BY : ATSAWIN Y.

CALIBRATION DATE : 08-Mar-24

APPROVED BY : PONGSAK J.

ISSUED DATE : 14-Mar-24

RECEIVED DATE : 08-Mar-24

THIS CERTIFICATE MAY NOT BE REPRODUCED OTHER THAN IN FULL EXCEPT WITH THE PRIOR WRITTEN APPROVAL OF  
QUALITY CALIBRATION CO., LTD.





CERTIFICATE No : 24M2227

PAGE : 2 OF 2

## Calibration Report

EQUIPMENT : DIGITAL BALANCE MODEL : XS105DU  
MANUFACTURER : METTLER TOLEDO S/N : 1126422905  
ID No : BA05/50 RECEIVED DATE : 08-Mar-24  
AIR PRESSURE : 1010mbar  $\pm$  1mbar CALIBRATION DATE : 08-Mar-24  
AMBIENT TEMPERATURE : 25°C  $\pm$  1°C RELATIVE HUMIDITY : 53 %RH  $\pm$  10 % RH

### CONDITION OF THIS RESULTS OF CALIBRATION

1. THIS INSTRUMENT WAS CALIBRATED BY ACCORDING TO UKAS LAB 14 EDITION 6:2019 BY USING KNOWN WEIGHT STANDARD WEIGHT. THE BALANCE WAS NOT ADJUSTED BEFORE CALIBRATION. THE BALANCE HAS NO ZERO TRACKING FUNCTION. REPEATABILITY WAS MEASURED BY USING 10 REPEATED MEASUREMENTS. LINEARITY WAS MEASURED COVERING 10 POINTS, EVENLY SPREAD OVER THE RANGE. THE INSTRUMENT WAS SET ZERO BEFORE PERFORMING THE LINEARITY TEST. OFF-CENTER LOADING WAS MEASURED BY USING STANDARD WEIGHTS PLACED ON THE PAN AND MOVED TO VARIOUS POSITIONS ON THE PAN.

### 2. REFERENCE STANDARD INSTRUMENTS :-

INSTRUMENT	MODEL	SERIAL No	CERTIFICATE No	DUE DATE
1) STANDARD WEIGHT SET	E2	QK-I-151	M2302013S	02-Feb-25
2) STANDARD WEIGHT	E2	15843	M2302014S	02-Feb-25

3. THE CERTIFICATE IS VALID FOR THE ITEM CALIBRATED AS SHOWN ON THE DATE AND PLACE OF CALIBRATION ONLY.

4. THIS RESULT EXCLUDE LONG TERM STABILITY OF THE UNIT UNDER CALIBRATION.

5. THIS CERTIFICATE IS TRACEABLE TO THE INTERNATIONAL SYSTEM OF UNIT MAINTAINED AT:-

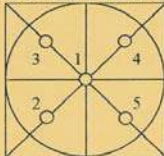
- NATIONAL INSTITUTE OF METROLOGY (THAILAND) THROUGH CENTRAL BUREAU OF WEIGHTS&MEASURES

### RESULT OF CALIBRATION :- WITHOUT ADJUSTMENT

- ZERO SETTING FUNCTION : NORMAL
- TARE FUNCTION : NORMAL
- REPEATABILITY OF READING AT 200 g WAS 0.000055 g
- DEPARTURE FROM NOMINAL VALUE/ LINEARITY

NOMINAL VALUE (g)	BALANCE READING (g)	CORRECTION (g)	UNCERTAINTY ( $\pm$ g)
0.00	0.00000	0.00000	0.000065
0.02	0.02001	-0.00001	0.000065
0.10	0.10002	-0.00002	0.000066
0.20	0.20001	-0.00001	0.000066
0.50	0.50001	-0.00001	0.000065
1.00	1.00003	-0.00003	0.000066
2.00	2.00001	-0.00001	0.000067
5.00	5.00001	-0.00001	0.000068
10.00	9.99994	0.00006	0.000070
20.00	20.00008	-0.00008	0.000078
50.00	50.00000	0.00000	0.00013
100.00	100.0001	-0.0001	0.00019
120.00	120.0001	-0.0001	0.00022

### 5. OFF CENTER LOADING ERROR



POINT	READING (g)
1	50.0000
2	50.0000
3	50.0000
4	50.0000
5	50.0000
OFF-CENTER LOADING	0.0000

NOTE: THIS CALIBRATION WAS CARRIED OUT AT THE CUSTOMER'S PLACE AT LABORATORY AREA  
THE REPORTED UNCERTAINTY OF MEASUREMENT WAS BASED ON A STANDARD UNCERTAINTY MULTIPLIED BY A COVERAGE FACTOR  $k=2$ , PROVIDING A LEVEL OF CONFIDENCE APPROXIMATELY 95%.

END OF CALIBRATION REPORT

F-G010 REV 03



## MAINTENANCE AND TEST CERTIFICATE MODEL OPTIMA 5300DV

WO-02612424/2024

Customer :	S.P.S.Consulting Service Co.,Ltd	Date Tested:	July 4, 2024
Address :	7 Soi Phaholyothin 24 Phaholyothin Road Jompol Chatuchak, Bangkok 1090	Recommendation Recertification Period	6 Months
User Name:	K.Phenpha Vipasthawatt	Recertification Due:	January 4, 2025
Phone:	083-9269252	Date Last Certified:	January 4, 2024
Fax:	02-513-4221	Visit Number:	1 of 2
		PerkinElmer Phone:	02-719-6420 ext 206
		PerkinElmer Fax:	02-318-5597

### CONFIGURATION TESTED

MODEL	SERIAL NUMBER
OPTIMA 5300DV	077C7042401

TESTED EQUIPMENT	CALIBRATION NUMBER
IPV Methods	

TEST STANDARD USED	PART NUMBER
Multielement Standard	N069-1579
Wavecal Solution	N058-2152
VIS Wavecal solution	N930-2946
Instrument Cal. STD4	N930-0221

CUSTOMER SUPPLIED	COMMENTS
2 % HNO3	
10 % HNO3	

### ACCESSORIES/COMPONENT NOT INCLUDED

EXPIRATION

EXPIRATION DATE
December 30, 2024
September 30, 2024
January 30, 2025
November 30, 2024

CUSTOMER INITIALS

Page 1 of 4



## MAINTENANCE AND TEST CERTIFICATE MODEL

### OPTIMA 5300DV

**SERIAL NUMBER** 077C7042401
**DATE TESTED** July 4, 2024
**1. MECHANICAL CHECKS**

A. Inspect and clean all fans and filters.

☐ OK

B. Inspect and replace as necessary, all torch components including the RF coil.

☐ OK

C. Inspect all tubing for sign of clacking or leaking.

☐ OK

D. Adjust water and gas pressure regulator settings.

☐ OK

E. Inspect and leak check pneumatics drawers.

☐ OK

F. Clean the exterior of the instrument.

☐ OK

**2. OPTICAL CHECKS**

A. Inspect and clean all optical components.

☐ OK

B. As required, check and replace all purgefilters.

☐ OK

C. Recheck optical alignment.

☐ OK

**3. COOLING SYSTEM CHECKS**

A. Perform preventive maintenance on chiller.

☐ OK

B. Flush out the chiller every year.

☐ N/A

**4. PERFORMANCE CHECKS**

A. Torch View Alignment.

☐ OK

B. Wavelength Calibration.

☐ OK


## MAINTENANCE AND TEST CERTIFICATE MODEL

### OPTIMA 5300DV

**SERIAL NUMBER :** 077C7042401
**DATE TESTED :** July 4, 2024

PARAMETER	SPECIFICATION			FINAL VALUE	
<b>Spectral Resolution : UV</b>	As	193.696 nm	≤ 0.007	0.00550	
	Ni	231.604 nm	≤ 0.008	0.00714	
	Ni	341.476 nm	≤ 0.012	0.00790	
<b>Spectral Resolution : VIS</b>	La	408.672 nm	≤ 0.020	0.01655	
	Ba	455.403 nm	≤ 0.025	0.02391	
<b>Precision</b>	As	193.656 nm	% RSD < 1.0	0.72	%
	Zn	213.856 nm	% RSD < 1.0	0.66	%
	Mn	257.610 nm	% RSD < 1.0	0.30	%
	La	379.478 nm	% RSD < 1.0	0.98	%
	Ba	455.403 nm	% RSD < 1.0	0.95	%
	Ba	493.408 nm	% RSD < 1.0	0.78	%
<b>Detection Limits : Axial</b>	Tl	190.080 nm	3(sd)	6.22	ppb
	As	193.696 nm	3(sd)	6.44	ppb
	Pb	220.353 nm	3(sd)	2.06	ppb
<b>Detection Limits : Radial</b>	As	193.696 nm	3(sd)	78.26	ppb
	Zn	213.856 nm	3(sd)	2.07	ppb
	Mn	257.610 nm	3(sd)	0.52	ppb
	La	379.478 nm	3(sd)	2.63	ppb
	Ba	455.403 nm	3(sd)	0.08	ppb
	Ba	493.408 nm	3(sd)	0.75	ppb
<b>BEC : Axial (IB X 500)/(IS-IB)</b>	Cd	226.502 nm	≤ 150 ppb	64.72	
<b>BEC : Radial (IB X 1000)/(IS-IB)</b>	Mn	257.610 nm	≤ 45 ppb	15.04	





**MAINTENANCE AND TEST CERTIFICATE MODEL  
OPTIMA 5300DV**

SERIAL NUMBER 077C7042401 DATE TESTED July 4, 2024

Remarks :

Commissioning follow as commissioning performance sheets.

This is to certify that the above tests have been performed and the configuration tested

☒  
☐

meets

does not meet

the PerkinElmer Specifications listed on this certificate.

This certificate does not modify PerkinElmer's standard terms and condition of sale,  
including warranty terms.

**Service Department PerkinElmer Ltd.**

Authorized Representative: \_\_\_\_\_

(

Service Engineer



**Certificate of Calibration**

**Aquion: Anion (ID#894)**

This certificate is to verify that instrument below are calibrated

by Archemica Lab Co.,Ltd.

AQUION S/N : 190840059

AS-DV S/N : 190915235

for

**S.P.S. Consulting Service Co., Ltd.**



Operator Sig \_\_\_\_\_

June 24, 2024

Test Engineer

ระดับเสียงในการทำงาน

---

Request No. 21-67/0304

MTC No. EEL. BP. 109/0267

# CALIBRATION CERTIFICATE

Submitted by : S.P.S.Consulting Service Co.,Ltd.

Address : 7 Soi Phaholyothin 24, Phaholyothin Road, Jompol, Chatuchak, Bangkok 10900.

Calibrated at : Electrical and Electronic Standards Laboratory, Industrial Metrology and Testing Service Centre.  
Soi 1C, Bangpoo Industrial Estate, Sukhumvit Rd., Muang, Samutprakan 10280.

## Instrument Calibrated :

Description : Sound Calibrator

Manufacturer : ACO

Model : 2127

Serial No. : 130006

Standards used : 1. Digital Function Synthesizer NF Electronic DF-193A S/N 122037.

2. Measuring Amplifier Bruel&amp;Kjaer 2636 S/N 1537484.

3. Programmable Attenuator Tamagawa TPA-303A S/N OF 2214.

4. Digital Multimeter Agilent 34401A S/N MY44005560.

5. Pressure Transmitter Vaisala PTB202AD S/N T0650001.

6. Audio Analyzer Keithley 2015-P S/N4106495.

7. Condenser Microphone B&amp;K 4180 S/N 2889871.

## Ambient Environment

Temperature : (23 ± 3) °C

Relative Humidity : (50 ± 15) %

Ambient Pressure : (101.325 ± 1.500) kPa

**Calibration Procedure:** CP-102-04 based on IEC 60942-2003; The sound pressure level generated by sound calibrator under test shall be measured by standard microphone using an insert voltage technique.

This instrument has been calibrated against standards maintained at Electrical and Electronic Standards Laboratory (EEL), which are traceable to the International System of Units through the National Institute of Metrology (Thailand).

The information on actual reading is attached herewith and the uncertainty limits quoted refer to the measured values only.

Date of Receipt : 22 Feb. 2024

Date of Calibration : 4 Mar. 2024

1 / 2

The results relate only to the items tested/calibrated or value assigned.

Advertising the Report/Certificate and publicity of the results except in full are prohibited unless written permission is obtained from the governor of TISTR.

FM.BL.MTC.002 Rev.4

**Head Office**  
35 Mu 3 Tambon Khlong Ha, Amphoe Khlong Luang,  
Changwat Pathumthani 12120, Thailand  
Tel. (66) 0 2577 9000  
Fax. (66) 0 2577 9009  
E-mail : rumpai@tistr.or.th Website:www.tistr.or.th

**Office/Laboratory**  
Soi 1C, Bangpoo Industrial Estate, Sukhumvit Road,  
Amphoe Muang, Changwat Samutprakan 10280, Thailand  
Tel. (66) 0 2323 1672-80 ext. 115, 116  
Fax. (66) 0 2323 9165  
E-mail : mtc@tistr.or.th

**Office**  
196 Phahonyothin Road, Chatuchak, Bangkok 10900,  
Thailand  
Tel. (66) 0 2579 1121-30 ext. 5219, 5225, 5217  
Fax. (66) 0 2579 8592  
E-mail : sumalee@tistr.or.th

Request No. 21-67/0304

MTC No. EEL. BP. 109/0267

The reported expanded uncertainty is based upon a standard uncertainty multiplied by a coverage factor k = 2, providing a level of confidence of approximately 95%.

Nominal Output of Unit Under Test = 94 dB re 20µPa at 1000 Hz

Acoustic Output in dB re 20µPa, Corrected to Reference Conditions: 101.325 kPa, 23.0 °C and 50 %RH.

## 1. Sound Pressure Level

Standard Microphone Type	Measured Sound Pressure Level (dB)	Deviated value (dB)	Uncertainty (dB)	Tolerance limit IEC60942:2003 Class 2
1/2 inch Bruel&Kjaer 4180	93.85	-0.15	± 0.10	±0.75 dB

## 2. Frequency

Standard Microphone Type	Measured Frequency (Hz)	Deviated value (Hz)	Uncertainty (Hz)	Tolerance limit IEC60942:2003 Class 2
1/2 inch Bruel&Kjaer 4180	999.9	-0.1	± 1.5	±2.0%

## 3. Total Distortion

Standard Microphone Type	Measured Total Distortion (%)	Uncertainty (%)	Tolerance limit IEC60942:2003 Class 2
1/2 inch Bruel&Kjaer 4180	1.65	± 0.50	±4.0%

Note : 1. No adjustment.

2. The calibrator pressure correction was not included.

3. The microphone volume correction was not included.

Calibrated by

Approved by

Date of Calibration : 4 Mar. 2024

Date of Issue : 5 Mar. 2024

**Electrical and Electronic Standards Laboratory**  
**Industrial Metrology and Testing Service Centre**

Ref : 2011267022200795001

End of Certificate

2 / 2

The results relate only to the items tested/calibrated or value assigned.

Advertising the Report/Certificate and publicity of the results except in full are prohibited unless written permission is obtained from the governor of TISTR.

FM.BL.MTC.002 Rev.4

**Head Office**  
35 Mu 3 Tambon Khlong Ha, Amphoe Khlong Luang,  
Changwat Pathumthani 12120, Thailand  
Tel. (66) 0 2577 9000  
Fax. (66) 0 2577 9009  
E-mail : rumpai@tistr.or.th Website:www.tistr.or.th

**Office/Laboratory**  
Soi 1C, Bangpoo Industrial Estate, Sukhumvit Road,  
Amphoe Muang, Changwat Samutprakan 10280, Thailand  
Tel. (66) 0 2323 1672-80 ext. 115, 116  
Fax. (66) 0 2323 9165  
E-mail : mtc@tistr.or.th

**Office**  
196 Phahonyothin Road, Chatuchak, Bangkok 10900,  
Thailand  
Tel. (66) 0 2579 1121-30 ext. 5219, 5225, 5217  
Fax. (66) 0 2579 8592  
E-mail : sumalee@tistr.or.th



Noise R\_784/24

## Sound Level Meter Calibration Report

### Acoustic Calibrator Data

Brand	ACO	Number	AC 03/56
Model	2127	Serial No.	130006
Calibration Range	94 dB, 1000 Hz	Last Calibration	04 March 2024
		Due Date	04 March 2025

### Calibration Data

Sound Level Meter Data				Calibration Data		
SLM No.	Brand	Model	Serial No.	Date	Actual Reading [dB]	
					Before Adjustment	After Adjustment
ACO-R25	ACO	6236	00192037	10 December 2024	93.9	93.9
ACO-R28	ACO	6236	00192040	10 December 2024	93.9	93.9
ACO-R29	ACO	6236	00192041	10 December 2024	93.9	93.9
Acoustic Certified Value : Thailand Institute of Scientific and Technological Research (TISTR)					93.85 ± 0.10 dB	

Calibrated by

Approved by :

THAILAND INSTITUTE OF SCIENTIFIC AND TECHNOLOGICAL RESEARCH (TISTR)

Request No. 21-67/0562

MTC No. EEL. BP. 71/0767

## CALIBRATION CERTIFICATE

Submitted by : S.P.S Consulting Services Co.,Ltd.

Address : 7 Soi Phaholyothin 24, Phaholyothin Road, Jompol, Chatuchak, Bangkok 10900.

Calibrated at : Electrical and Electronic Standards Laboratory, Industrial Metrology and Testing Service Centre.  
Soi 1C, Bangpoo Industrial Estate, Sukhumvit Rd., Muang, Samutprakan 10280.

### Instrument Calibrated :

Description : Sound Calibrator

Manufacturer : SVANTEK

Model : SV34

Serial No. : 33137

### Ambient Environment

Temperature : (23 ± 3) °C

Relative Humidity : (50 ± 15) %

Ambient Pressure : (101.325 ± 1.500) kPa

- Standards used :
1. Digital Function Synthesizer NF Electronic DF-193A S/N 122037.
  2. Measuring Amplifier Bruel&Kjaer 2636 S/N 1537484.
  3. Programmable Attenuator Tamagawa TPA-303A S/N OF 2214.
  4. Digital Multimeter Agilent 34401A S/N MY44005560.
  5. Pressure Transmitter Vaisala PTB202AD S/N T0650001.
  6. Audio Analyzer Panasonic VP-7722A S/N 041477D122.
  7. Condenser Microphone Bruel&Kjaer 4180 S/N 2633526.

**Calibration Procedure:** CP-102-04 based on IEC 60942-2003; The sound pressure level generated by sound calibrator under test shall be measured by standard microphone using an insert voltage technique.

This instrument has been calibrated against standards maintained at Electrical and Electronic Standards Laboratory (EEL), which are traceable to the International System of Units through the National Institute of Metrology (Thailand).

The information on actual reading is attached herewith and the uncertainty limits quoted refer to the measured values only.

Date of Receipt : 31 Jul. 2024

Date of Calibration : 6 Aug. 2024

1/2

The results relate only to the items tested/calibrated or value assigned.  
Advertising the Report/Certificate and publicity of the results except in full are prohibited unless written permission is obtained from the governor of TISTR.

FM.BLMTC.002 Rev.5

### Head Office

35 Mu 3 Tambon Khlong Ha, Amphoe Khlong Luang,  
Changwat Pathumthani 12120, Thailand  
Tel. (66) 0 2577 9036  
Fax. (66) 0 2577 9009

### Office/Laboratory

668 Mu 2 Tambon Bangpoomai, Amphoe Muang Samutprakan,  
Changwat Samutprakan 10280, Thailand  
Tel. (66) 0 2323 1672-80 ext. 115, 116  
(66) 08 3219 9440  
E-mail : mtc@tistr.or.th Website : www.tistr.or.th

### Office

196 Phahonyothin Road, Ladyao, Chatuchak,  
Bangkok 10900, Thailand  
Tel. (66) 0 2579 1121-30 ext. 5219, 5225, 5217  
(66) 08 1889 6827



THAILAND INSTITUTE OF SCIENTIFIC AND TECHNOLOGICAL RESEARCH (TISTR)

Request No. 21-67/0562 MTC No. EEL. BP. 71/0767

The reported expanded uncertainty is based upon a standard uncertainty multiplied by a coverage factor  $k = 2$ , providing a level of confidence of approximately 95%.

Nominal Output of Unit Under Test = 114 dB re 20 $\mu$ Pa at 1000 Hz

Acoustic Output in dB re 20 $\mu$ Pa, Corrected to Reference Conditions: 101.325 kPa, 23.0 °C and 50 %RH.

1. Sound Pressure Level

Standard Microphone Type	Measured Sound Pressure Level (dB)	Deviated value (dB)	Uncertainty (dB)	Tolerance limit IEC60942:2003 Class 2
1/2 inch Bruel&Kjaer 4180	113.50	-0.50	$\pm 0.10$	$\pm 0.75$ dB

2. Frequency

Standard Microphone Type	Measured Frequency (Hz)	Deviated value (Hz)	Uncertainty (Hz)	Tolerance limit IEC60942:2003 Class 2
1/2 inch Bruel&Kjaer 4180	1000.0	0.0	$\pm 1.5$	$\pm 2.0\%$

3. Total Distortion

Standard Microphone Type	Measured Total Distortion (%)	Uncertainty (%)	Tolerance limit IEC60942:2003 Class 2
1/2 inch Bruel&Kjaer 4180	0.48	$\pm 0.50$	$\pm 4.0\%$

Note : 1. No adjustment.

2. The calibrator pressure correction was not included.

3. The microphone volume correction was not included.

Calibrated by : [Redacted]

Approved by : [Redacted]

Date of Calibration : 6 Aug. 2024

Date of Issue : 7 Aug. 2024

Electrical and Electronic Standards Laboratory

Industrial Metrology and Testing Service Centre

Ref : 2011267073102836002

End of Certificate

2 / 2

The results relate only to the items tested/calibrated or value assigned.

Advertising the Report/Certificate and publicity of the results except in full are prohibited unless written permission is obtained from the governor of TISTR.

FM.BLMTC.002 Rev.5

Head Office  
35 Mu 3 Tambon Khlong Ha, Amphoe Khlong Luang,  
Changwat Pathumthani 12120, Thailand  
Tel. (66) 0 2577 9036  
Fax. (66) 0 2577 9009

Office/Laboratory  
668 Mu 2 Tambon Bangpoomai, Amphoe Muang Samutprakan,  
Changwat Samutprakan 10280, Thailand  
Tel. (66) 0 2323 1672-80 ext. 115, 116  
(66) 08 3219 9440  
E-mail : mtc@tistr.or.th Website : www.tistr.or.th

Office  
196 Phahonyothin Road, Ladyao, Chatuchak,  
Bangkok 10900, Thailand  
Tel. (66) 0 2579 1121-30 ext. 5219, 5225, 5217  
(66) 08 1889 6827



บริษัท เอส.พี.เอส. คอนซัลติ้ง เซอร์วิส จำกัด  
S.P.S. CONSULTING SERVICE CO., LTD.  
7 ซอยพหลโยธิน 24 แขวงพหลโยธิน เขตพญาไท กรุงเทพฯ 10900  
7 Soi Phaholyothin 24, Phaholyothin Rd., Jomjol, Chatuchak, Bangkok 10900  
Tel : (662) 939-4370-72 Fax : (662) 513-4221 E-mail : sale@spscc.com, www.spscc.com

Noise Dose R\_785/24

Noise Dose Meter Calibration Report

Acoustic Calibrator Data

Brand	SVANTEK	Number	SV 01/60
Model	SV34	Serial No.	33137
Calibration Range	114 dB, 1000 Hz	Last Calibration	06 August 2024
		Due Date	06 August 2025

Calibration Data

Sound Level Meter Data				Calibration Data		
SLM No.	Brand	Model	Serial No.	Date	Actual Reading [dB]	
					Before Adjustment	After Adjustment
NMD-B01	SVANTEK	SV-104IS	80840	10 December 2024	113.5	113.5
NMD-R13	SVANTEK	SV-104IS	63438	10 December 2024	113.5	113.5
NMD-R25	SVANTEK	SV-104IS	80835	10 December 2024	113.5	113.5
Acoustic Certified Value : Thailand Institute of Scientific and Technological Research (TISTR)					113.50 $\pm$ 0.10 dB	

Calibrated by

Approved by

ระดับความร้อนในการทำงาน

---





ID LINE : IEC17025



## Certificate of Calibration

Certificate Number : SPR24080586-1

Page : 1 of 3

Customer : S.P.S. CONSULTING SERVICE CO., LTD.

7 Soi Phaholyothin 24 Phaholyothin Road., Jompol, Chatuchak,  
Bangkok 10900

Equipment Name : Area Heat Stress Monitor

Manufacturer : Quest Technologies

Model : QUESTemp 34

Serial Number : TEN040005

ID. Number : R04

### Environmental Conditions

Ambient Temperature :  $23^{\circ}\text{C} \pm 2^{\circ}\text{C}$

Relative Humidity :  $50\% \pm 15\%$

Location of Calibration : In-Lab

Calibration Procedure : SP-CPT-04-13

Received Date : 30 Aug 2024

Calibration Date : 30 Aug 2024

Recommend Due Date : 30 Aug 2025

Date of Issue : 31 Aug 2024

### Method of Calibration

This certifies that the above instrument was calibrated in compliance with the calibration system requirement of ISO/IEC 17025:2017 in accordance with reference procedure. Standards used to perform this calibration are certified by to NIST or equivalent, National metrology institute, Natural physical constants, consensus standards. The result reported herein apply only to the calibration of the item described above as received. Our decision rule is to contact the customer if the item pass and fail calibration when the results include the uncertainties and the customer must determine if the results meets their needs.

The calibration certificate shall not be reproduced except in full, without written approval of SP Metrology System (Thailand).

Calibrated

Approved by

Authorized Signatory



ID LINE : IEC17025



## Calibration Report

Certificate Number : SPR24080586-1

Page : 2 of 3

### Reference Standards

Equipment Name	Model	Serial No.	Certificate No.	Due. Date
Humidity Chamber	TH-80S	N/A	SPR24020149-7	23 Feb 2025
THERMO-HYGROMETER	5020A	A47046	QR24-0167	26 Jan 2025

### Traceability

This certification is traceable to the International System of Unit maintained at :  
SP Metrology - SP Metrology system (Thailand) Co.Ltd.

Quality Reborn Co., Ltd



ID LINE: IEC17025



## Result of Calibration

Certificate No. : SPR24080586-1

Page : 3 of 3

Temperature Accuracy in the Measurement. (WET)

Unit : °C

Temperature Setting	Standard Reading	UUC Reading	Error	Uncertainty ( ± )
30.0	30.025	30.1	0.075	0.20
35.0	35.020	35.1	0.080	0.20
40.0	40.018	40.1	0.082	0.20

Temperature Accuracy in the Measurement. (DRY)

Unit : °C

Temperature Setting	Standard Reading	UUC Reading	Error	Uncertainty ( ± )
30.0	30.025	30.0	-0.025	0.20
35.0	35.020	35.0	-0.020	0.20
40.0	40.018	40.0	-0.018	0.20

Temperature Accuracy in the Measurement. (GLOBE)

Unit : °C

Temperature Setting	Standard Reading	UUC Reading	Error	Uncertainty ( ± )
30.0	30.025	30.2	0.175	0.20
35.0	35.020	35.2	0.180	0.20
40.0	40.018	40.2	0.182	0.20

### Note:

The result of calibration was found accurate as show on date and place of calibration only.  
This Certificate is not certified for any commercial transaction.

### Measurement Uncertainty

The reported uncertainty of measurement is the expanded uncertainty obtained by multiplying the standard uncertainty with the coverage factor  $k = 2$ , providing a level of confidence approximately 95%.

- End of Certificate -



Heat R180

Heat Stress WBGT Meter Verification Report			
Verification Data			
Heat Stress WBGT Meter No.	: R04	Verification Date	: 10 December 2024
Brand	: Quest Technologies	Ambient Temp.	: 24.5 °C
Model	: QUESTemp <sup>o</sup> 34	Barometric Pressure	: 1011 mmbar
Serial No.	: TEN040005	Relative Humidity	: 49 %
Verification Module (Electronic Sensor Check) :			
Verification Module No. :	21	WB = 12.5 °C,	DB = 47.1 °C, G = 69.3 °C
Result of Verification : Without Adjustment			
Wet Probe Temperature Measurement			
Verification Module Reading (°C)	UUC* Reading (°C)	Correction (°C)	Tolerance Limit (°C)
12.5	12.6	-0.1	± 0.5
Dry Probe Temperature Measurement			
Verification Module Reading (°C)	UUC* Reading (°C)	Correction (°C)	Tolerance Limit (°C)
47.1	47.2	-0.1	± 0.5
Globe Probe Temperature Measurement			
Verification Module Reading (°C)	UUC* Reading (°C)	Correction (°C)	Tolerance Limit (°C)
69.3	69.2	0.1	± 0.5
UUC* = UNIT UNDER CALIBRATION			

Verified

Approved





## Certificate of Calibration

Certificate Number : SPR24080586-2

Page : 1 of 3

Customer : S.P.S. CONSULTING SERVICE CO., LTD.

7 Soi Phaholyothin 24 Phaholyothin Road., Jompol, Chatuchak,  
Bangkok 10900

Equipment Name : Area Heat Stress Monitor

Manufacturer : Metrosonics

Model : hs-32

Serial Number : MCD070028

ID. Number : R06

### Environmental Conditions

Ambient Temperature :  $23^{\circ}\text{C} \pm 2^{\circ}\text{C}$

Relative Humidity :  $50\% \pm 15\%$

Location of Calibration : In-Lab

Calibration Procedure : SP-CPT-04-13

Received Date : 30 Aug 2024

Calibration Date : 30 Aug 2024

Recommend Due Date : 30 Aug 2025

Date of Issue : 31 Aug 2024

### Method of Calibration

This certifies that the above instrument was calibrated in compliance with the calibration system requirement of ISO/IEC 17025:2017 in accordance with reference procedure. Standards used to perform this calibration are certified by to NIST or equivalent, National metrology institute, Natural physical constants, consensus standards. The result reported herein apply only to the calibration of the item described above as received. Our decision rule is to contact the customer if the item pass and fail calibration when the results include the uncertainties and the customer must determine if the results meets their needs.

The calibration certificate shall not be reproduced except in full, without written approval of SP Metrology System (Thailand).

Calibrate

Approved by

Authorized Signatory



## Calibration Report

Certificate Number : SPR24080586-2

Page : 2 of 3

### Reference Standards

Equipment Name	Model	Serial No.	Certificate No.	Due. Date
Humidity Chamber	TH-80S	N/A	SPR24020149-7	23 Feb 2025
THERMO-HYGROMETER	5020A	A47046	QR24-0167	26 Jan 2025

### Traceability

This certification is traceable to the International System of Unit maintained at :  
SP Metrology - SP Metrology system (Thailand) Co.Ltd.

Quality Reborn Co., Ltd





ID LINE: IEC17025



## Result of Calibration

Certificate No. : SPR24080586-2

Page : 3 of 3

Temperature Accuracy in the Measurement. (WET)

Unit : °C

Temperature Setting	Standard Reading	UUC Reading	Error	Uncertainty ( ± )
30.0	30.018	30.0	-0.018	0.20
35.0	35.012	35.0	-0.012	0.20
40.0	40.022	40.0	-0.022	0.20

Temperature Accuracy in the Measurement. (DRY)

Unit : °C

Temperature Setting	Standard Reading	UUC Reading	Error	Uncertainty ( ± )
30.0	30.018	30.0	-0.018	0.20
35.0	35.012	35.0	-0.012	0.20
40.0	40.022	40.0	-0.022	0.20

Temperature Accuracy in the Measurement. (GLOBE)

Unit : °C

Temperature Setting	Standard Reading	UUC Reading	Error	Uncertainty ( ± )
30.0	30.018	30.1	0.082	0.20
35.0	35.012	35.1	0.088	0.20
40.0	40.022	40.1	0.078	0.20

### Note:

The result of calibration was found accurate as show on date and place of calibration only.  
This Certificate is not certified for any commercial transaction.

### Measurement Uncertainty

The reported uncertainty of measurement is the expanded uncertainty obtained by multiplying the standard uncertainty with the coverage factor  $k = 2$ , providing a level of confidence approximately 95%.

- End of Certificate -



Heat R180

Heat Stress WBGT Meter Verification Report			
Verification Data			
Heat Stress WBGT Meter No. :	R06	Verification Date :	10 December 2024
Brand :	METROSONICS	Ambient Temp. :	24.5 °C
Model :	hs-32	Barometric Pressure :	1011 mmbar
Serial No. :	MCD070028	Relative Humidity :	49 %
Verification Module (Electronic Sensor Check) :			
Verification Module No. : 21 WB = 12.5 °C, DB = 47.1 °C, G = 69.3 °C			
Result of Verification : Without Adjustment			
Wet Probe Temperature Measurement			
Verification Module Reading (°C)	UUC* Reading (°C)	Correction (°C)	Tolerance Limit (°C)
12.5	12.7	-0.2	± 0.5
Dry Probe Temperature Measurement			
Verification Module Reading (°C)	UUC* Reading (°C)	Correction (°C)	Tolerance Limit (°C)
47.1	47.0	0.1	± 0.5
Globe Probe Temperature Measurement			
Verification Module Reading (°C)	UUC* Reading (°C)	Correction (°C)	Tolerance Limit (°C)
69.3	69.4	-0.1	± 0.5
UUC* = UNIT UNDER CALIBRATION			

Verified by

Approved by



ID LINE : IEC17025



## Certificate of Calibration

Certificate Number : SPR24030285-1

Page : 1 of 3

Customer : S.P.S. CONSULTING SERVICE CO., LTD.

7 Soi Phaholyothin 24 Phaholyothin Road., Jompol, Chatuchak,  
Bangkok 10900

Equipment Name : Area Heat Stress Monitor

Manufacturer : Quest Technologies

Model : QUESTemp 34

Serial Number : TEH090208

ID. Number : R08

### Environmental Conditions

Ambient Temperature :  $23^{\circ}\text{C} \pm 2^{\circ}\text{C}$

Relative Humidity :  $50\% \pm 15\%$

Location of Calibration : In-Lab

Calibration Procedure : SP-CPT-04-13

Received Date : 19 Mar 2024

Calibration Date : 20 Mar 2024

Recommend Due Date : 20 Mar 2025

Date of Issue : 21 Mar 2024

### Method of Calibration

This certifies that the above instrument was calibrated in compliance with the calibration system requirement of ISO/IEC 17025:2017 in accordance with reference procedure. Standards used to perform this calibration are certified by to NIST or equivalent, National metrology institute, Natural physical constants, consensus standards. The result reported herein apply only to the calibration of the item described above as received. Our decision rule is to contact the customer if the item pass and fail calibration when the results include the uncertainties and the customer must determine if the results meets their needs.

The calibration certificate shall not be reproduced except in full, without written approval of SP Metrology System (Thailand).

Calibrated by

Approved by

Authorized Signatory



ID LINE : IEC17025



## Calibration Report

Certificate Number : SPR24030285-1

Page : 2 of 3

### Reference Standards

Equipment Name	Model	Serial No.	Certificate No.	Due. Date
Humidity Chamber	TH-80S	N/A	SPR24020149-7	23 Feb 2025
THERMO-HYGROMETER	5020A	A47046	QR24-0167	26 Jan 2025

### Traceability

This certification is traceable to the International System of Unit maintained at :  
SP Metrology - SP Metrology system (Thailand) Co.Ltd.  
Quality Reborn Co., Ltd





ID LINE : IEC17025



## Result of Calibration

Certificate No. : SPR24030285-1

Page : 3 of 3

Temperature Accuracy in the Measurement. (WET)

Unit : °C

Temperature Setting	Standard Reading	UUC Reading	Error	Uncertainty ( ± )
30.0	30.014	30.2	0.186	0.20
35.0	35.012	35.2	0.188	0.20
40.0	40.017	40.2	0.183	0.20

Temperature Accuracy in the Measurement. (DRY)

Unit : °C

Temperature Setting	Standard Reading	UUC Reading	Error	Uncertainty ( ± )
30.0	30.014	30.0	-0.014	0.20
35.0	35.012	35.0	-0.012	0.20
40.0	40.017	40.0	-0.017	0.20

Temperature Accuracy in the Measurement. (GLOBE)

Unit : °C

Humidity Setting	Standard Reading	UUC Reading	Error	Uncertainty ( ± )
30.0	30.014	30.1	0.086	0.20
35.0	35.012	35.1	0.088	0.20
40.0	40.017	40.1	0.083	0.20

### Note :

The result of calibration was found accurate as show on date and place of calibration only.  
This Certificate is not certified for any commercial transaction.

### Measurement Uncertainty

The reported uncertainty of measurement is the expanded uncertainty obtained by multiplying the standard uncertainty with the coverage factor  $k = 2$ , providing a level of confidence approximately 95%.

- End of Certificate -



Heat R180

Heat Stress WBGT Meter Verification Report			
Verification Data			
Heat Stress WBGT Meter No. :	R08	Verification Date :	10 December 2024
Brand :	Quest Technologies	Ambient Temp. :	24.5 °C
Model :	QUESTemp 34	Barometric Pressure :	1011 mmbar
Serial No. :	TEH090208	Relative Humidity :	49 %
Verification Module (Electronic Sensor Check) :			
Verification Module No. : 21 WB = 12.5 °C, DB = 47.1 °C, G = 69.3 °C			
Result of Verification : Without Adjustment			
Wet Probe Temperature Measurement			
Verification Module Reading (°C)	UUC* Reading (°C)	Correction (°C)	Tolerance Limit (°C)
12.5	12.3	0.2	± 0.5
Dry Probe Temperature Measurement			
Verification Module Reading (°C)	UUC* Reading (°C)	Correction (°C)	Tolerance Limit (°C)
47.1	47.3	-0.2	± 0.5
Globe Probe Temperature Measurement			
Verification Module Reading (°C)	UUC* Reading (°C)	Correction (°C)	Tolerance Limit (°C)
69.3	69.2	0.1	± 0.5
UUC* = UNIT UNDER CALIBRATION			

Verified

Approved